



Level



Pressure



Flow



Temperature



Liquid
Analysis



Registration



Systems
Components



Services



Solutions

Technical Information

CCS120

Sensor for total chlorine



Application

- Drinking water conditioning
- Pool water conditioning
- Service water conditioning
- Waste water treatment

Your benefits

- Flow and immersion installation
- Works with the well known assemblies:
CCA250
CXA611
- Works with the transmitter CCM223/253
- Retrofittable in existing applications
- Sensor selection via menu of the transmitter CCM223/253
- Temperature sensor NTC 10K

Function and system design

Measuring principle

The amperometric sensor is based on the conversion of the measuring variable chlorine in electrical current. Two electrodes covered by an electrolyte are in contact to the medium via a membrane. It has a platinum working electrode and a silver halogenide coated counter or reference electrode. The chlorine compounds contained in the medium diffuse through the membrane. The constant polarisation voltage between the two electrodes instigates the electrochemical reaction of the chlorine compounds on the working electrode. The resulting current is measured as a primary signal (amperometric measurement principle). It is proportional to the chlorine concentration within the sensor's operating range and only slightly pH dependant for this type of sensor. The primary signal is converted by the amplifier electronics of the sensor into a 0 ... 5 μ A output signal which is displayed by the transmitter.

Function

The sensor CCS120 is a membrane-capped amperometric two electrode sensor. It is used for continuous measurement of total chlorine.

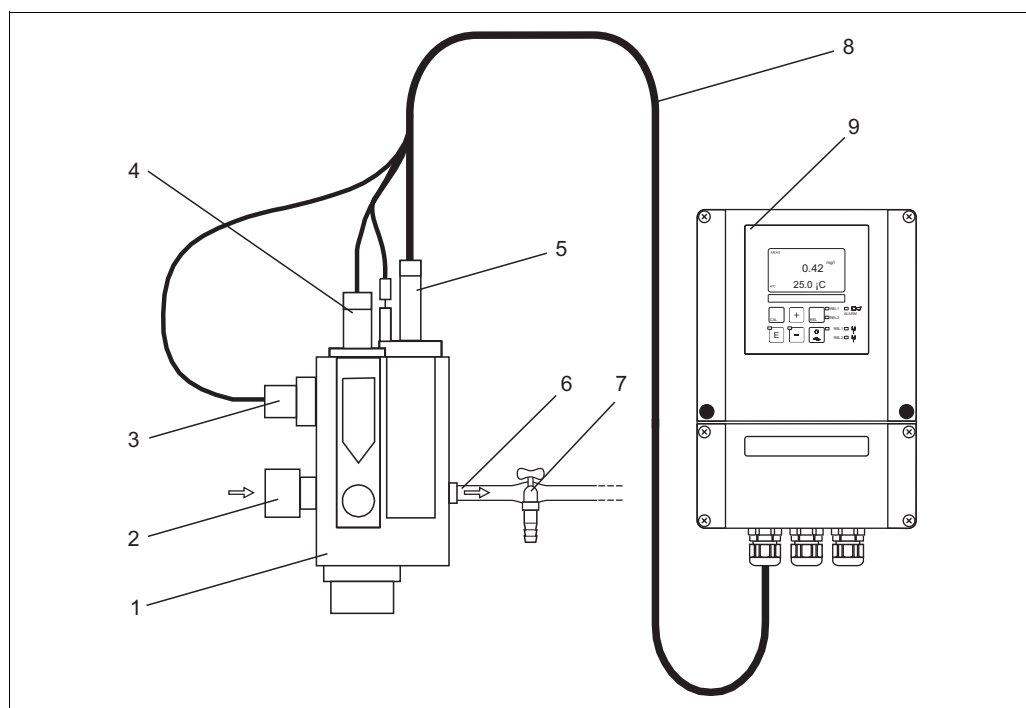
Total chlorine consists of free chlorine (HOCl , OCl^-) and bound chlorine (chloramines).

To calibrate the measuring system, determine the content of chlorine using the DPD 1 / DPD 4 method. To do so, you need a photometer with the pertaining reagents. The determined value is the calibration value for the transmitter.

Measuring system

A complete measuring system in the flow mode comprises at least:

- Chlorine sensor
- Transmitter Liquisys M CCM223/253
- Special measuring cable
- Flow assembly



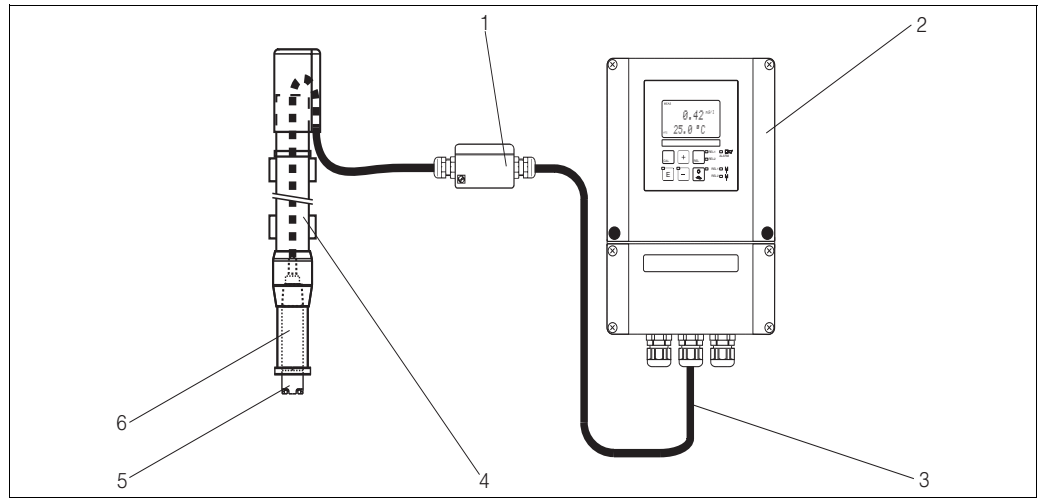
Measuring system in the flow mode (example)

- | | | | |
|---|--|---|----------------------------|
| 1 | Flow assembly CCA250 | 6 | Medium outlet |
| 2 | Medium inlet | 7 | Sampling tap |
| 3 | Inductive proximity switch for flow monitoring | 8 | Measuring cable CPK9-N*A1B |
| 4 | Mounting place for pH/redox sensor | 9 | Transmitter |
| 5 | Chlorine sensor CCS120 | | |

The described above measuring system is available as CCE-station (fully mounted on a board).

A complete measuring system in the immersion mode comprises at least:

- Chlorine sensor
- Transmitter Liquisys M CCM223/253
- Special measuring cable
- Immersion assembly



Measuring system in the immersion mode (example)

- | | | | |
|---|-----------------------|---|------------------------------|
| 1 | Junction box VBM | 4 | Immersion assembly CYA611-0B |
| 2 | Transmitter | 5 | Chlorine sensor CCS120 |
| 3 | Measuring cable CYK71 | | |

Input

Measured variables	Total chlorine	Free chlorine (Cl ₂ (dissolved), HOCl, OCl ⁻) Bound chlorine (chloramines) Organic-bound chlorine (e.g. cyanuric acid derivatives)
Measuring range	0.1 ... 10 mg/l	
Standard slope	110 ... 120 nA/(mg/l)	

Output

Output signal	0 ... 5 µA for connection to transmitter Liquisys M CCM223/253 with software version 2.32 or later
----------------------	--

Power supply

Power supply	15 V DC, 10 mA
---------------------	----------------

Performance characteristics

Response time	T ₉₀ approx. 60 s (as concentration rises and falls)	
Resolution	0.01 mg/l	
pH range	5.5 ... 9.5 pH dependency: jump from pH 7 to pH 8: approx. -10 % for free chlorine	
Conductivity range	0.03 ... 40 mS/cm	
Temperature range	5 ... 45 °C (41 ... 113 °F), no quick changes in temperature allowed	
Pressure	Medium in the CCA250 assembly: max. 1 bar (14.5 psi)	
Flow	optimum:	40 ... 60 l/h (10.56 ... 15.84 US.gal/h)
	minimum:	30 l/h (7.92 US.gal/h)
	maximum:	100 l/h (26.40 US.gal/h)
Minimum input flow velocity	optimum:	20 ... 30 cm/s (0.7 ... 1.0 ft/s)
	minimum:	15 cm/s (0.5 ft/s)
	maximum:	50 cm/s (1.6 ft/s)
Cross sensitivity	Oxidising reagents e.g. bromine, iodine, ozone, chlorine dioxide, permanganates result in false positive results. Reducing reagents like sulphides, sulphites, tiosulphates, and hydrazine result in false negative results.	
Service life membrane cap	Typically 3 - 6 months, depending on water quality	

Installation

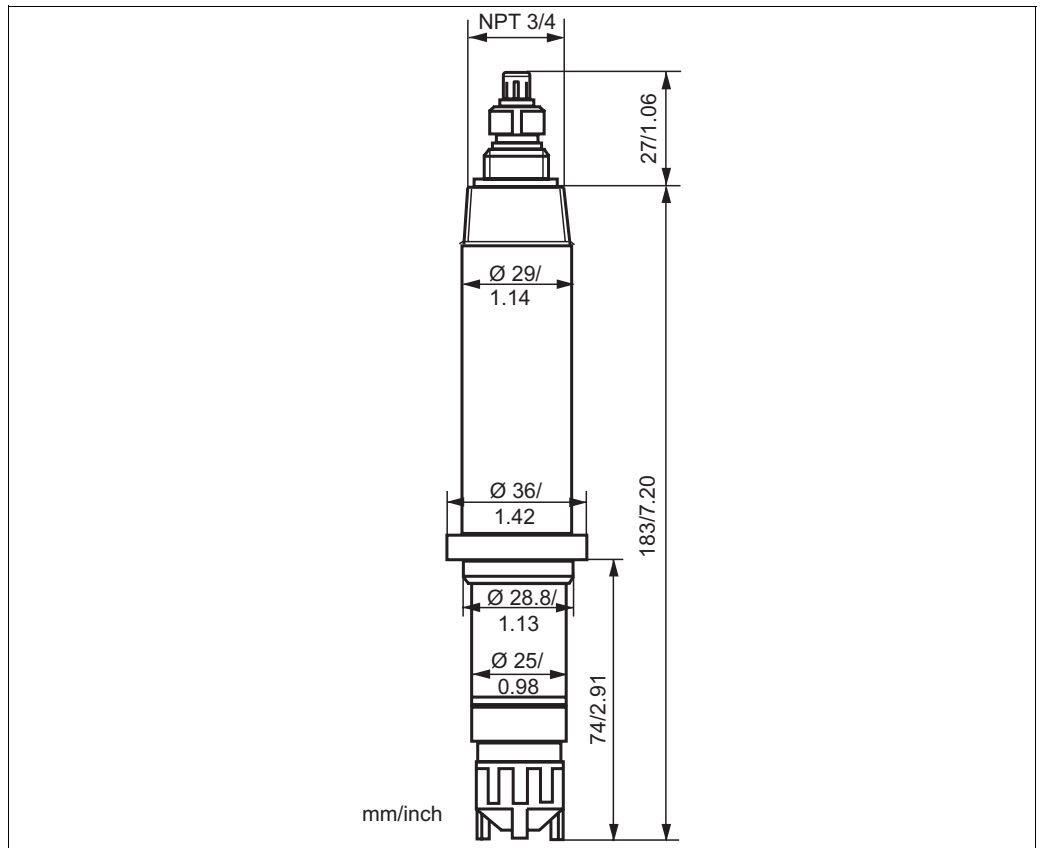
Installation conditions	The minimum flow may not drop below 30 l/h (7.92 US.gal/h). The minimum input flow velocity may not drop below XXX. Installation in flow assembly CCA250 or pendulum assembly CYA611-0B with thread NPT 3/4".
--------------------------------	---

Environment

Storage temperature	Filled with electrolyte: 5 ... 50 °C (41 ... 122 °F) Without electrolyte: -20 ... +60 °C (-4 ... +140 °F)
Ingress protection	IP 68

Mechanical construction

Dimensions



Dimensions

Weight approx. 0.14 kg (0.31 lbs)

Materials
 Sensor shaft: PVC
 Membrane cap: PPE

Temperature sensor NTC 10 k Ω at 25 °C (77 °F)

Plug-in head TOP68 plug-in head

Cable length max. 15 m (49.2 ft)

Ordering information

Sensor CCS120

Mesuring range	
A	0.1 ... 10 mg/l
Head type	
S	Thread NPT 3/4"; plug TOP 68
Options	
0	none
CCS120-	complete order code

CCE system

The CCE Compact chlorine system (mounted on a board) consists of four modules:

Module	Order no.
Sensor CCS120	CCS120-xxx
CCE-1 board	50041731
Measuring cable for CCE1	51517204
Liquisys M (of your choice)	CCM253..... (see Technical Information TI214C/07/en)

In North America the four modules are available as a complete package (115 V, CSA).
Order no. 51517437

Accessories

Connection accessories

- Junction box VBM
- For cable extension, with 10 terminals
 - IP 65 / NEMA 4X
 - Material: aluminum
 - Order numbers:
 - cable entry Pg 13.5: 50003987
 - cable entry NPT ½": 51500177
 - Measuring cable CCS120-1M, cable length: 1 m (3.28 ft), for compact chlorine system CCE1
order no. 51517204
 - Special measuring cable CPK9-N*A1B internal PM wire
For sensors with TOP68 plug-in head, for high-temperature and high-pressure applications, IP 68
Ordering acc. to product structure, see Technical Information (TI118C/07/en)

Installation accessories

- Flow assembly CCA250
for chlorine, chlorine dioxide, pH and redox;
Ordering acc. to product structure, see Technical Information (TI062C/07/en)
- Immersion assembly Dipfit W CYA611-0B
for sensor immersion in basins, open channels and tanks, PVC;
Ordering acc. to product structure (Technical Information TI166C/07/en)
- Compact chlorine system CCE1
Factory-assembled and wired panel for transmitter with flow assembly CCA250-A1; see also Technical Information TI014C/07/en

Transmitter

- Liquisys M CCM223/253
Transmitter for chlorine, field or panel-mounted housing,
Hart® or PROFIBUS available,
Ordering acc. to product structure, see Technical Information (TI214C/07/en)

Maintenance

- Photometer CCM182; microprocessor-controlled photometer for chlorine, pH value, cyanuric acid;
Chlorine measuring range: 0.05 to 6 mg/l
pH measuring range: 6.5 to 8.4
- Electrolyte for CCS120, 50 ml
order no. 51516343
- Service kit for CCS120, consists of 2 membrane caps and 1 bottle of electrolyte (50 ml)
order no. 51517284

Documentation

Transmitters

- Liquisys M CCM223/253, Technical Information TI214C/07/en; order no. 51502336
-

Compact system

- Compact chlorine system CCE1, Technical Information TI014C/07/en; order no. 50050696
-

Measuring cables

- CPK1-12, Technical Information TI118C/07/en; order no. 50068526
-

Assemblies

- Flow assembly CCA250, Technical Information TI062C/07/en; order no. 50057220
- Immersion assembly CYA611, Technical Information TI166C/07/en; order no. 50085985

International Head Quarters

Endress+Hauser
GmbH+Co. KG
Instruments International
Colmarer Str. 6
79576 Weil am Rhein
Deutschland

Tel. +49 76 21 9 75 02
Fax +49 76 21 9 75 34 5
www.endress.com
info@ii.endress.com

TI388C/07/en/07.06
51517374
Printed in Germany / FM+SGML 6.0 / DT

Endress+Hauser 
People for Process Automation