

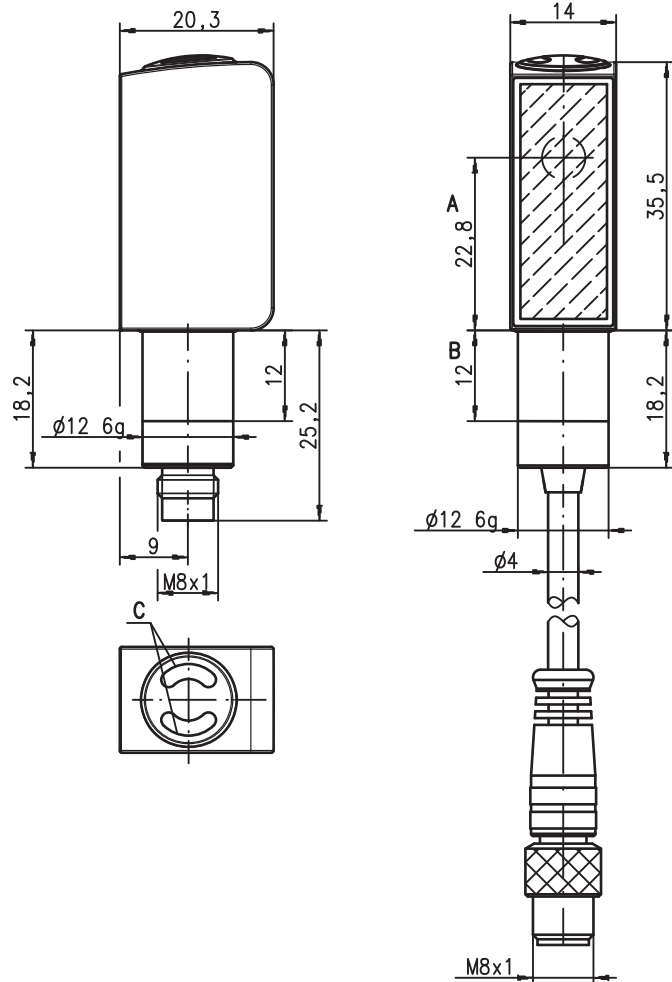
LSR 53

Throughbeam photoelectric sensors

en 02-2010/01 50110267-01



Dimensioned drawing



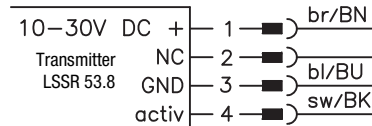
- A Optical axis
- B Permissible clamping range
- C Indicator diode

0 ... 10m

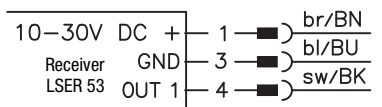
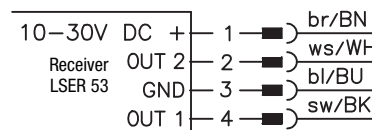
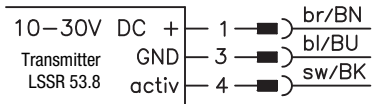
- Throughbeam photoelectric sensor with visible red light
- 316L stainless steel housing in HYGIENE-Design
- Enclosed optics design prevents bacterial carry-overs
- ECOLAB and CleanProof+ tested
- Paperless device identification
- Scratch resistant and non-diffusive plastic front cover
- A²LS - Active Ambient Light Suppression
- High switching frequency for detection of fast events

Electrical connection

Plug connection, 4-pin



Plug connection, 3-pin



Accessories:

(available separately)

- Cable with M8 or M12 connector (K-D ...)
- Cable for food and beverages
- Mounting devices

We reserve the right to make changes • DS_LSR53_en.fm

Specifications

Optical data

Typ. operating range limit ¹⁾	0 ... 10m
Operating range ²⁾	0.05 ... 8.5m
Light source ³⁾	LED (modulated light)
Wavelength	620nm (visible red light)

Timing

Switching frequency	1,000Hz (see order guide)
Response time	0.5ms
Delay before start-up	≤ 300ms

Electrical data

Operating voltage U_B ⁴⁾	10 ... 30VDC (incl. residual ripple)
Residual ripple	≤ 15% of U_B
Open-circuit current	≤ 14mA (per sensor)
Switching output	.../66 ⁵⁾ 2 push-pull switching outputs pin 2: PNP dark switching, NPN light switching pin 4: PNP light switching, NPN dark switching
	.../6 ⁵⁾ 1 push-pull switching output pin 4: PNP light switching, NPN dark switching
Function characteristics	light/dark switching
Signal voltage high/low	≥ ($U_B - 2V$) / ≤ 2V
Output current	max. 100mA
Operating range	fixed setting

Indicators

Green LED	ready
Yellow LED	light path free
Flashing yellow LED	light path free, no performance reserve

Mechanical data

Housing	AISI 316L stainless steel, DIN X2CrNiMo17132, W.No1.4404
Housing design	HYGIENE-Design
Housing roughness ⁶⁾	$R_a \leq 2.5$
Connector	AISI 316L stainless steel, DIN X2CrNiMo17132, W.No1.4404
Optics cover	coated plastic (PMMA), scratch resistant and non-diffusive
Operation	plastic (TPV - PE), non-diffusive
Weight	50g
Connection type	M8 connector, 4-pin or 3-pin
Fastening	via fit (see "Remarks")
Max. tightening torque	3 Nm (permissible range, see dimensioned drawing)

Environmental data

Ambient temp. (operation/storage) ⁷⁾	-30°C ... +70°C / -30°C ... +70°C
Protective circuit ⁸⁾	2, 3
VDE safety class ⁹⁾	III
Protection class	IP 67, IP 69K ¹⁰⁾
Environmentally tested acc. to	ECOLAB, CleanProof+, EHEDG
LED class	1 (acc. to EN 60825-1)
Standards applied	IEC 60947-5-2
Certifications	UL 508 ⁴⁾
Chemical resistance	tested in accordance with ECOLAB and CleanProof+ (see remarks)



Options

Activation input	
Transmitter active/not active	≥ 8V / ≤ 2V
Activation/disable delay	≤ 1ms
Input resistance	30kΩ

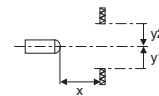
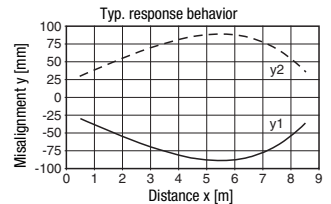
- 1) Typ. operating range limit: max. attainable range without performance reserve
- 2) Operating range: recommended range with performance reserve
- 3) Average life expectancy 100,000h at an ambient temperature of 25°C
- 4) For UL applications: for use in class 2 circuits according to NEC only
- 5) The push-pull switching outputs must not be connected in parallel
- 6) Typical value for the stainless steel housing
- 7) Operating temperatures of +70°C permissible only briefly (≤ 15min)
- 8) 2=polarity reversal protection, 3=short-circuit protection for all transistor outputs
- 9) Rating voltage 50V
- 10) Only with internal tube mounting of the M8 connector

Tables

0	8.5	10
---	-----	----

	Operating range [m]
	Typ. operating range limit [m]

Diagrams



Remarks

A light axis consists of a transmitter and a receiver with the following designations:

LSR	=	Complete light axis
LSSR	=	Transmitter
LSER	=	Receiver

A list of tested chemicals can be found in the first part of the product description.

Only secure in designated area using set screw.
Max. tightening torque 3Nm.

Approved purpose:

The throughbeam photoelectric sensors are optical electronic sensors for optical, contactless detection of objects.

This product may only be used by qualified personnel and must only be used for the approved purpose. This sensor is not a safety sensor and is not to be used for the protection of persons.

Order guide

Selection table		Order code →			
Equipment ↓		LSR 53/66.8-S8 Part No. 50108736 (Tr) Part No. 50108742 (Re)	LSR 53/6.8-S8.3 Part No. 50108737 (Tr) Part No. 50108743 (Re)		
Switching output	1 x Push-pull switching output		●		
	2 x Push-pull switching output	●			
Switching function	1 PNP light switching and NPN dark switching output	●	●		
	1 PNP dark switching and NPN light switching output	●			
Connection	M8 connector, metal, 4-pin	●			
	M8 connector, metal, 3-pin		●		
Indicators	green LED: ready	●	●		
	yellow LED: switching output	●	●		
Features	activation input	●	●		

