



Identification	Type	STG5-M12/KUG5-M12/IB 0,6M PUR
	Part-No.	463206

Technical data	
Nominal voltage	AC/DC 24 V
Nominal voltage range	max. 30 V
Rated current	4 A
Number of terminations	5
Cable length	0.6 m
Coding	B - invers
Shielding	360°

General	
Form	M12 × 1, male - female straight
Rated insulation voltage (EN 50178)	60 V
Test voltage	1.5 kV
Pollution degree	3
Insulation resistance	>10 ⁹ Ω
Contact resistance	< 5 mΩ
Class of flammability according to UL 94	V0
Protection class	IP 65, in screwed condition
Housing material	TPU black
Contact material	CuSn, gold plated nickel

03.10.2009 – Subject to technical modification

Part-No. 463206

USA: LUTZE INC.

13330 South Ridge Drive • Charlotte, NC 28273, USA
 Tel. +1 (704) 504-0222 • Fax +1 (704) 504-0223
 www.lutze.com • info@lutze.com

United Kingdom: LÜTZE Ltd.

Unit 3, Sandy Hill Park
 Sandy Way, Amington • GB-Tamworth, Staffs B77 4DU
 Tel. +44 (0)1827 31333-0 • Fax +44 (0)1827 31333-2
 www.lutze.com • sales.gb@lutze.co.uk

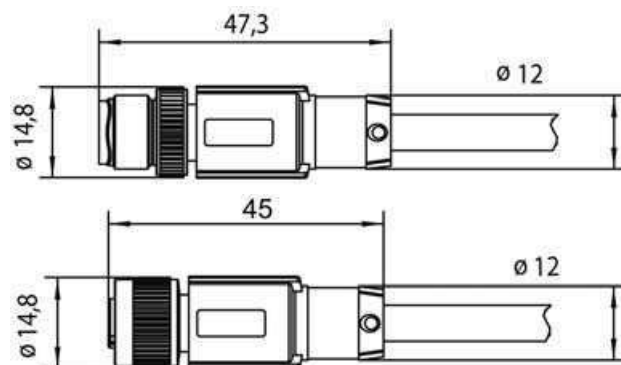


Systematic Technology

Technical data sheet • Actuator sensor interface

Thread material	CuSn nickel plated
Gasket	NBR (female)
Cable construction	2 × 2 × AWG 26/7 + 2 × AWG 24/19
Cable jacket	PUR, RAL 6017 green
Conductor insulation	Shield, yellow, green, grey, pink, brown
Cable diameter	8.0 mm
Bending radius	15 x cable diameter
Storage temperature range	-40 °C–80 °C
Temperature range connector	-25 °C – 90 °C
Temperature range cable fixed	-40 °C–80 °C
Temperature range cable moving	-20 °C–70 °C
Weight (kg/piece)	0.750
Approvals	the cable is UL, CSA certified 80° 300V
PU	10

Dimensions



03.10.2009 – Subject to technical modification

Part-No. 463206

USA: LUTZE INC.

13330 South Ridge Drive • Charlotte, NC 28273, USA

Tel. +1 (704) 504-0222 • Fax +1 (704) 504-0223

www.lutze.com • info@lutze.com

United Kingdom: LÜTZE Ltd.

Unit 3, Sandy Hill Park

Sandy Way, Amington • GB-Tamworth, Staffs B77 4DU

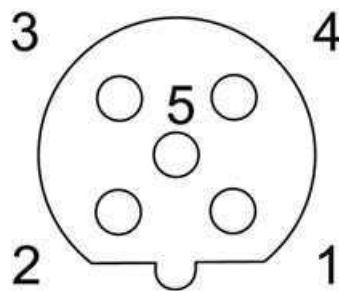
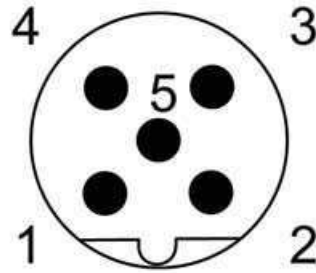
Tel. +44 (0)1827 31333-0 • Fax +44 (0)1827 31333-2

www.lutze.com • sales.gb@lutze.co.uk

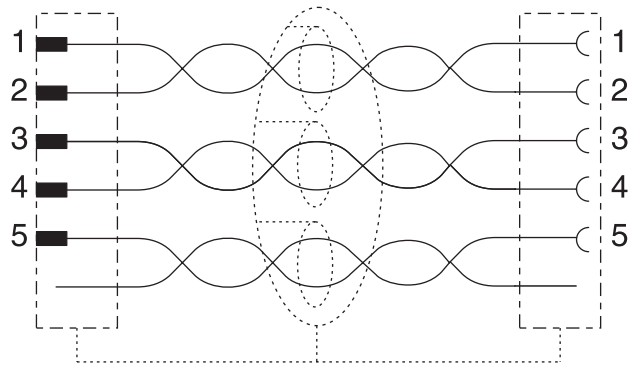


Systematic Technology

PIN assignment



Circuit diagram



03.10.2009 – Subject to technical modification

Part-No. 463206

USA: LUTZE INC.

13330 South Ridge Drive • Charlotte, NC 28273, USA

Tel. +1 (704) 504-0222 • Fax +1 (704) 504-0223

www.lutze.com • info@lutze.com

United Kingdom: LÜTZE Ltd.

Unit 3, Sandy Hill Park

Sandy Way, Amington • GB-Tamworth, Staffs B77 4DU

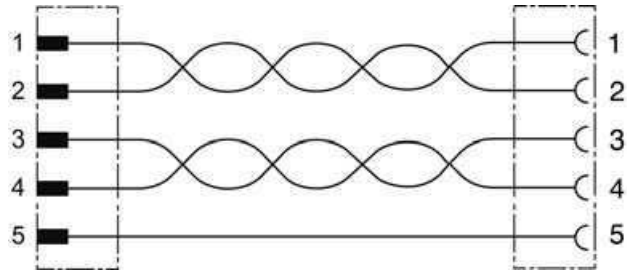
Tel. +44 (0)1827 31333-0 • Fax +44 (0)1827 31333-2

www.lutze.com • sales.gb@lutze.co.uk



Systematic Technology

Circuit diagram



03.10.2009 – Subject to technical modification

Part-No. 463206

USA: LUTZE INC.

13330 South Ridge Drive • Charlotte, NC 28273, USA

Tel. +1 (704) 504-0222 • Fax +1 (704) 504-0223

www.lutze.com • info@lutze.com

United Kingdom: LÜTZE Ltd.

Unit 3, Sandy Hill Park

Sandy Way, Amington • GB-Tamworth, Staffs B77 4DU

Tel. +44 (0)1827 31333-0 • Fax +44 (0)1827 31333-2

www.lutze.com • sales.gb@lutze.co.uk



Systematic Technology