



<b>Identification</b>	Type	STG4-M12/ET 10m PUR
	Part-No.	475010

<b>Description</b>	Male M12 straight with PUR cable, shielded 360°, open end self-locking screwed connection Halogen free
--------------------	---

<b>Technical data</b>	
Nominal voltage	AC/DC 24 V
Nominal voltage range	max. 30 V
Rated current	4 A
Pol number	4
Cable length (m)	10.0 m
Cable length	10.0 m
Coding	D
Shielding	360°

<b>General</b>	
Form	M12 × 1, male straight
Rated insulation voltage (EN 50178)	250 V
Test voltage	1.5 kV
Pollution degree	3

03.03.2017 – Subject to technical modification

Part-No. 475010

USA: LUTZE INC.

13330 South Ridge Drive · Charlotte, NC 28273, USA  
Tel. +1 (704) 504-0222 · Fax +1 (704) 504-0223  
www.lutze.com · info@lutze.com

United Kingdom: LÜTZE Ltd.

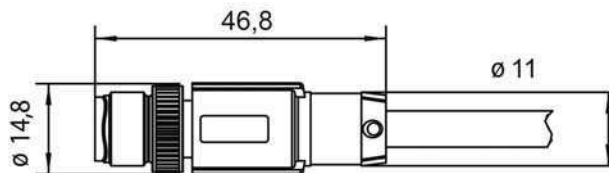
Unit 3, Sandy Hill Park  
Sandy Way, Amington · GB-Tamworth, Staffs B77 4DU  
Tel. +44 (0)1827 31333-0 · Fax +44 (0)1827 31333-2  
www.lutze.com · sales.gb@lutze.co.uk



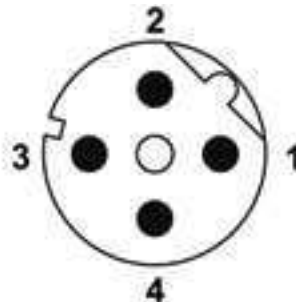
## Technical data sheet - Actuator sensor interface

Insulation resistance	$>10^9\Omega$
Contact resistance	$< 5 \text{ m}\Omega$
Class of flammability according to UL 94	V0
Protection class	IP IP65/IP67
Housing material	TPU black
Contact material	CuSn, gold plated nickel
Thread material	Zinc die-casting, nickel-plated
Cable construction	$2 \times 2 \times \text{AWG } 26/7$
Cable jacket	PUR, RAL 5021 blue
Conductor insulation	white/green, white/orange
Cable diameter	6.7 mm
Bending radius	15 x cable diameter
Storage temperature range	$-40 \text{ }^\circ\text{C} \dots 90 \text{ }^\circ\text{C}$
Temperature range connector	$-25 \text{ }^\circ\text{C} - 90 \text{ }^\circ\text{C}$
Temperature range cable fixed	$-20 \text{ }^\circ\text{C} - 70 \text{ }^\circ\text{C}$
Temperature range cable moving	$0 \text{ }^\circ\text{C} - 50 \text{ }^\circ\text{C}$
Weight (kg/piece)	0.640
Approvals	the cable is UL, CSA certified 80° 300V
PU	10

### Dimensions



### PIN assignment



03.03.2017 – Subject to technical modification

Part-No. 475010

USA: LUTZE INC.

13330 South Ridge Drive • Charlotte, NC 28273, USA

Tel. +1 (704) 504-0222 • Fax +1 (704) 504-0223

www.lutze.com • info@lutze.com

United Kingdom: LÜTZE Ltd.

Unit 3, Sandy Hill Park

Sandy Way, Amington • GB-Tamworth, Staffs B77 4DU

Tel. +44 (0)1827 31333-0 • Fax +44 (0)1827 31333-2

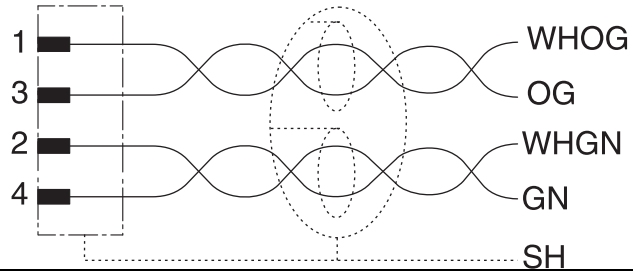
www.lutze.com • sales.gb@lutze.co.uk



SYSTEMATIC TECHNOLOGY

# Technical data sheet - Actuator sensor interface

## Circuit diagram



## Accessories

Accessories	Article number	Type	PU
Cable markers 4×23mm	499988	LB M8/M12	5
Torque setting tool M12	490091	DM-SET M12	1

03.03.2017 – Subject to technical modification

Part-No. 475010

USA: LUTZE INC.

13330 South Ridge Drive • Charlotte, NC 28273, USA  
Tel. +1 (704) 504-0222 • Fax +1 (704) 504-0223  
www.lutze.com • info@lutze.com

United Kingdom: LÜTZE Ltd.

Unit 3, Sandy Hill Park  
Sandy Way, Amington • GB-Tamworth, Staffs B77 4DU  
Tel. +44 (0)1827 31333-0 • Fax +44 (0)1827 31333-2  
www.lutze.com • sales.gb@lutze.co.uk



SYSTEMATIC TECHNOLOGY