



<b>Identification</b>	Type	LOCC-Box-Net 7-6410
	Part-No.	716410.0050
<b>Description</b>		
	Electronic load monitoring up to DC 10 A, with communication Single-channel design, programmable, Adjustable current range: DC 1 A – 10 A Adjustable characteristics, fast, medium, slow 1, -2, -3	
<b>Input</b>		
Type of function	1-channel 1 pin switching	
Rated voltage $U_N$	DC 12/24 V	
Operation voltage range	DC 10–30 V	
Input voltage range	10 – 30 V	
Rated current $I_N$	DC 10 A	
Supply current	DC 40 A over Cu-rails 10 × 3 mm	
Reverse voltage protection	internal electronics	
Connection type input	screwless contact slide	
<b>Control input (Set / Reset)</b>		
Signal level	DC 12/24 V acc. to IEC 61131-2	
OFF	Pulse with falling edge >100 ms, <800 ms	
ON	Pulse with falling edge > 1 s	

25.08.2017 – Subject to technical modification

Part-No. 716410.0050

USA: LUTZE INC.

13330 South Ridge Drive · Charlotte, NC 28273, USA  
Tel. +1 (704) 504-0222 · Fax +1 (704) 504-0223  
www.lutze.com · info@lutze.com

United Kingdom: LÜTZE Ltd.

Unit 3, Sandy Hill Park  
Sandy Way, Amington · GB-Tamworth, Staffs B77 4DU  
Tel. +44 (0)1827 31333-0 · Fax +44 (0)1827 31333-2  
www.lutze.com · sales.gb@lutze.co.uk



## Technical data sheet - Load monitoring

---

### Output

---

Switching element	MosFet
Output current	max. DC 10 A
Voltage drop	<170 mV (10 A)
Status display output	LED green: operating voltage present, no error LED red: error in load circuit
Switch-on capacity	10000 µF
Current range	1 A – 10 A (adjustable via switch in 1 A steps)
Characteristic	fast (1), medium (2), slow 1 (3), slow 2 (4), slow 3 (5), can be configured (19) see 'Characteristic curves'

---

### Signal output

---

Signal level	DC 12/24 V: Operating voltage on standby, no error, DC 0 V: error, output switched off, and manual "OFF" (parameterized)
Switching element	Transistor, collector with pull-up resistance

---

### General

---

Operation temperature range	-25 °C ... +50 °C
Storage temperature range	-40 °C ... +85 °C
Dimensions (w × h × d)	8.1 × 114.5 × 116.0 mm
Housing material	PA 6.6 (UL 94 V-0, NFF I2, F2)
Colour of the housing	basalt grey
Mounting	DIN rail mountable TS35 (EN 60715)
MTBF	690000 h
Protection class	IP20
Installation position	any
Connection device	Spring terminal 0.25 mm <sup>2</sup> – 2.5 mm <sup>2</sup>
Weight	0.120 kg/piece
Approvals	cULus (E135145) GL
Standards	EN 60950-1 EN 61131-1, 2 EN 61000 EN 60947-4-1 EN 55022
PU	50 piece

25.08.2017 – Subject to technical modification

Part-No. 716410.0050

USA: LUTZE INC.

13330 South Ridge Drive • Charlotte, NC 28273, USA  
Tel. +1 (704) 504-0222 • Fax +1 (704) 504-0223  
www.lutze.com • info@lutze.com

United Kingdom: LÜTZE Ltd.

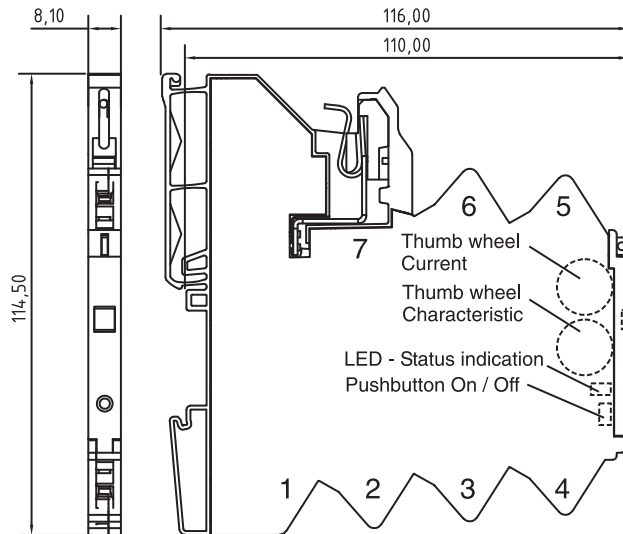
Unit 3, Sandy Hill Park  
Sandy Way, Amington • GB-Tamworth, Staffs B77 4DU  
Tel. +44 (0)1827 31333-0 • Fax +44 (0)1827 31333-2  
www.lutze.com • sales.gb@lutze.co.uk



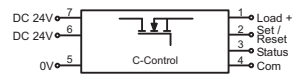
SYSTEMATIC TECHNOLOGY

# Technical data sheet · Load monitoring

## Dimensions

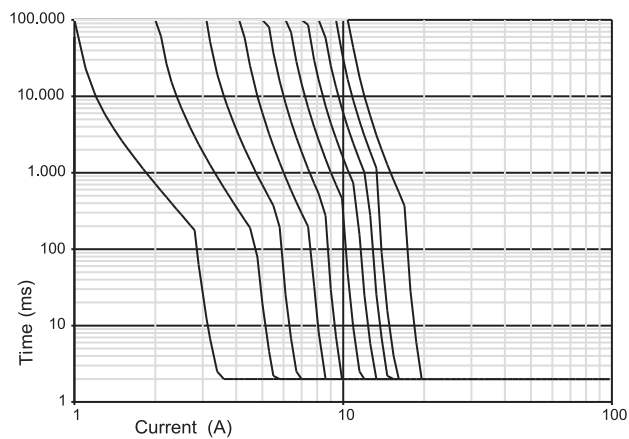


## PIN assignment



- 1: + Output
- 2: Control input (Set/Reset)
- 3: Status output
- 4: 1 Wire bus (Communication)
- 5: 0V
- 6: + Supply (alternative)
- 7: + Supply

## 1: Characteristic fast



25.08.2017 – Subject to technical modification

Part-No. 716410.0050

USA: LUTZE INC.

13330 South Ridge Drive · Charlotte, NC 28273, USA

Tel. +1 (704) 504-0222 · Fax +1 (704) 504-0223

www.lutze.com · info@lutze.com

United Kingdom: LÜTZE Ltd.

Unit 3, Sandy Hill Park

Sandy Way, Amington · GB-Tamworth, Staffs B77 4DU

Tel. +44 (0)1827 31333-0 · Fax +44 (0)1827 31333-2

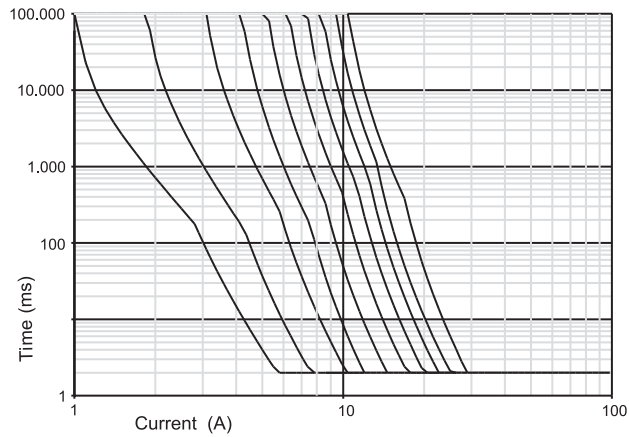
www.lutze.com · sales.gb@lutze.co.uk



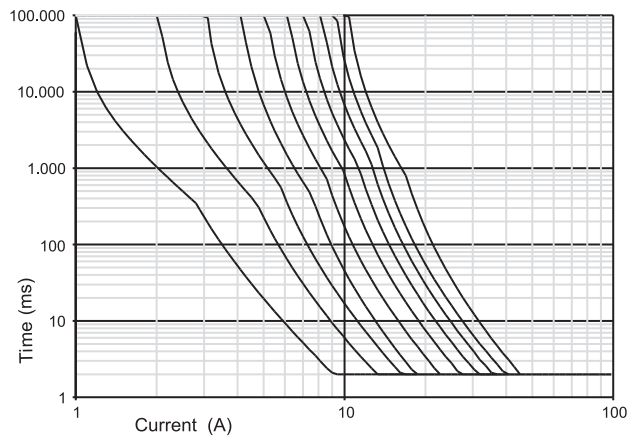
SYSTEMATIC TECHNOLOGY

# Technical data sheet · Load monitoring

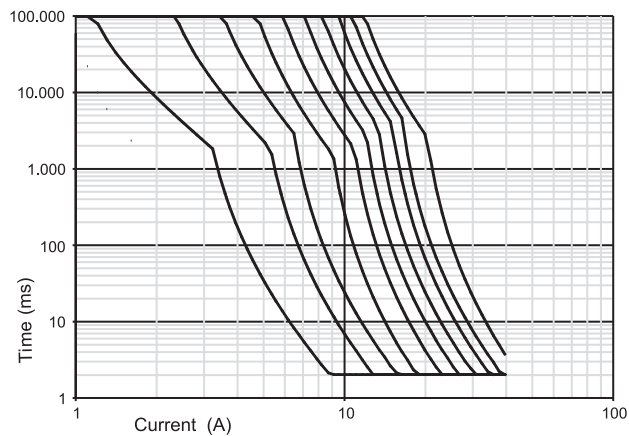
## 2: Characteristic medium



## 3: Characteristic slow-1



## 4: Characteristic slow-2



25.08.2017 – Subject to technical modification

Part-No. 716410.0050

USA: LUTZE INC.

13330 South Ridge Drive · Charlotte, NC 28273, USA

Tel. +1 (704) 504-0222 · Fax +1 (704) 504-0223

www.lutze.com · info@lutze.com

United Kingdom: LÜTZE Ltd.

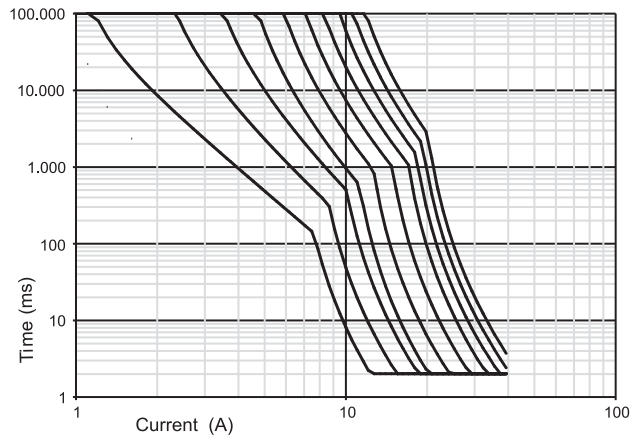
Unit 3, Sandy Hill Park

Sandy Way, Amington · GB-Tamworth, Staffs B77 4DU

Tel. +44 (0)1827 31333-0 · Fax +44 (0)1827 31333-2

www.lutze.com · sales.gb@lutze.co.uk

5: Characteristic slow-3



25.08.2017 – Subject to technical modification

Part-No. 716410.0050

USA: LUTZE INC.

13330 South Ridge Drive · Charlotte, NC 28273, USA

Tel. +1 (704) 504-0222 · Fax +1 (704) 504-0223

www.lutze.com · info@lutze.com

United Kingdom: LÜTZE Ltd.

Unit 3, Sandy Hill Park

Sandy Way, Amington · GB-Tamworth, Staffs B77 4DU

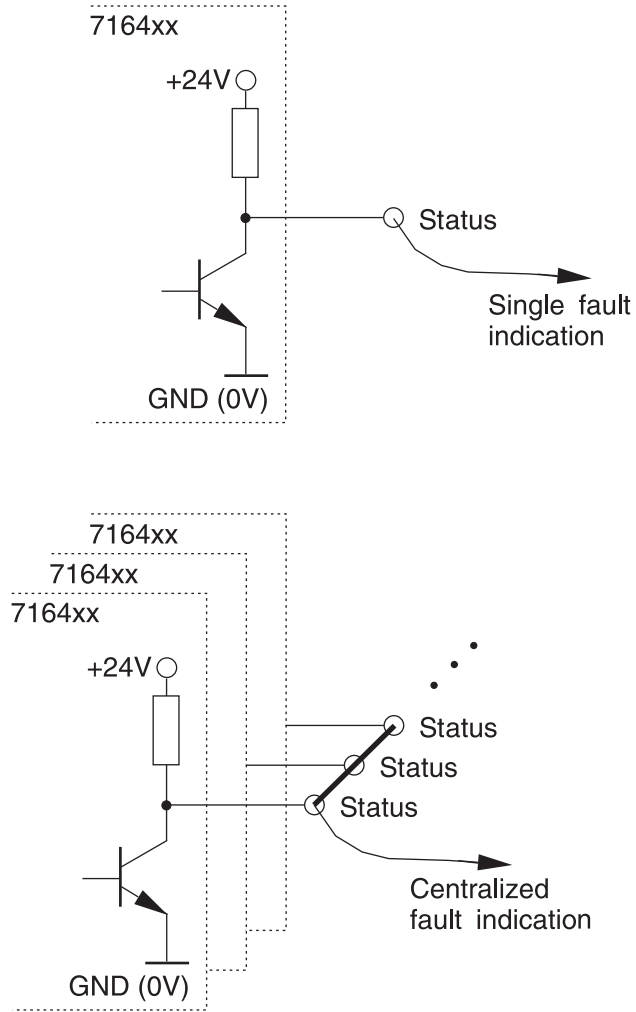
Tel. +44 (0)1827 31333-0 · Fax +44 (0)1827 31333-2

www.lutze.com · sales.gb@lutze.co.uk



SYSTEMATIC TECHNOLOGY

Signal output



25.08.2017 – Subject to technical modification

Part-No. 716410.0050

USA: LUTZE INC.

13330 South Ridge Drive · Charlotte, NC 28273, USA

Tel. +1 (704) 504-0222 · Fax +1 (704) 504-0223

www.lutze.com · info@lutze.com

United Kingdom: LÜTZE Ltd.

Unit 3, Sandy Hill Park

Sandy Way, Amington · GB-Tamworth, Staffs B77 4DU

Tel. +44 (0)1827 31333-0 · Fax +44 (0)1827 31333-2

www.lutze.com · sales.gb@lutze.co.uk