



<b>Identification</b>	Type	RE 6 12V DC 1W <E>
	Part-No.	760020
<b>Input</b>		
Input voltage range		9.6 V – 15.0 V
Nominal voltage		DC 12 V
Rated current		16.0 mA
Interrupting voltage		<1.5 V
Protection device		Bridge rectifier
Rated insulation voltage (EN 50178)		50 V
Status Indication		LED yellow
<b>Load Side</b>		
Contact type		1 change over contact
Min. switching voltage		AC/DC 17 V
Max. switching voltage		AC/DC 250 V
Min. switching current		AC/DC 5 mA
Max. switching current		AC/DC 6 A
Switching capacity AC 15		3 A
Switching capacity DC 13		at 24 V: 1 A; at 115 V: 200 mA; at 230 V: 100 mA
Max. switching capacity		1500 VA
Contact material		AgSnO <sub>2</sub>
Mechanical service life		> 5 x 10 <sup>7</sup> operations

03.04.2016 – Subject to technical modification

Part-No. 760020

USA: LUTZE INC.

13330 South Ridge Drive · Charlotte, NC 28273, USA  
 Tel. +1 (704) 504-0222 · Fax +1 (704) 504-0223  
 www.lutze.com · info@lutze.com

United Kingdom: LUTZE Ltd.

Unit 3, Sandy Hill Park  
 Sandy Way, Amington · GB-Tamworth, Staffs B77 4DU  
 Tel. +44 (0)1827 31333-0 · Fax +44 (0)1827 31333-2  
 www.lutze.com · sales.gb@lutze.co.uk



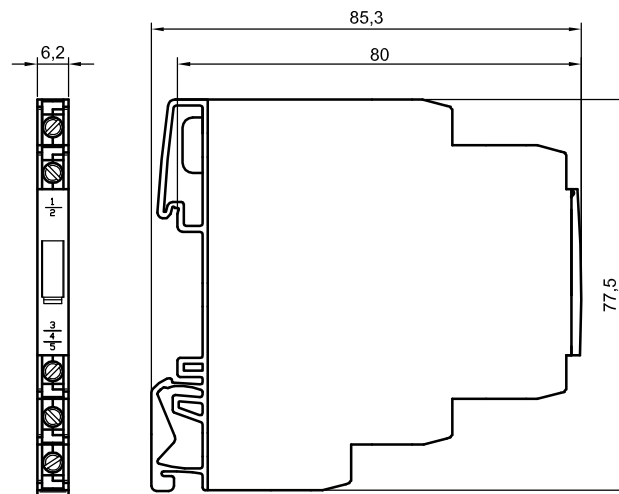
## Technical data sheet · Interface Technology

Inrush current	16 A, 4 ms
Switch-on delay	5 ms
Switch-off delay	5 ms
Clearance/creep. dist. (control/load side)	>5.5 mm
Rated insulation voltage (EN 50178)	300 V

### General

Housing material	PPE
Protection class	IP 20
Field installation	rail TS 35 (EN 50022)
Insulation voltage input/output	4.0 kV <sub>eff</sub>
Safe isolation	yes
Operation temperature range	-25 °C – 60 °C
Storage temperature range	-40 °C – 80 °C
Dimensions (w × h × d)	6.2 × 78.0 × 86.0 mm
Weight (kg/piece)	0.025
Approvals	–
Termination	Screw terminal: 0.25–2.5 mm <sup>2</sup>

### Dimensions



03.04.2016 – Subject to technical modification

Part-No. 760020

USA: LUTZE INC.

13330 South Ridge Drive · Charlotte, NC 28273, USA  
Tel. +1 (704) 504-0222 · Fax +1 (704) 504-0223  
www.lutze.com · info@lutze.com

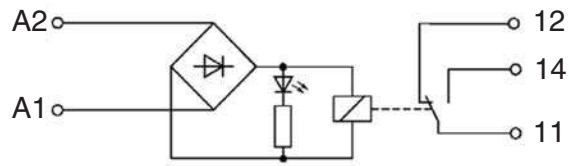
United Kingdom: LUTZE Ltd.

Unit 3, Sandy Hill Park  
Sandy Way, Amington · GB-Tamworth, Staffs B77 4DU  
Tel. +44 (0)1827 31333-0 · Fax +44 (0)1827 31333-2  
www.lutze.com · sales.gb@lutze.co.uk

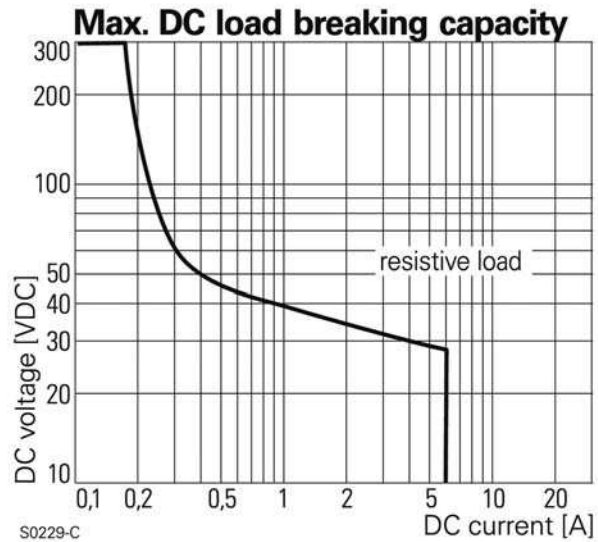


SYSTEMATIC TECHNOLOGY

**PIN assignment**



**Limit curve**



**Accessories**

Accessories	Color	Article number	Type	PU
Jumper comb 24-pin, 26 A	blue	760801	BK 6-0801	5
Tag holder 4×11 mm	white	681313	BZT-0411	100

**Comments**

For operation with rated voltage and 100% ED over 24h/day, a distance of = 10 mm must be complied with between the modules or to the neighboring switching components.

03.04.2016 – Subject to technical modification

Part-No. 760020

USA: LUTZE INC.

13330 South Ridge Drive · Charlotte, NC 28273, USA  
 Tel. +1 (704) 504-0222 · Fax +1 (704) 504-0223  
 www.lutze.com · info@lutze.com

United Kingdom: LUTZE Ltd.

Unit 3, Sandy Hill Park  
 Sandy Way, Amington · GB-Tamworth, Staffs B77 4DU  
 Tel. +44 (0)1827 31333-0 · Fax +44 (0)1827 31333-2  
 www.lutze.com · sales.gb@lutze.co.uk



SYSTEMATIC TECHNOLOGY