

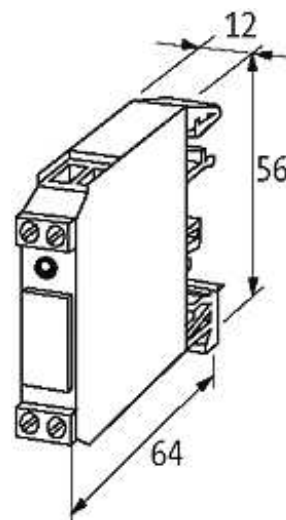
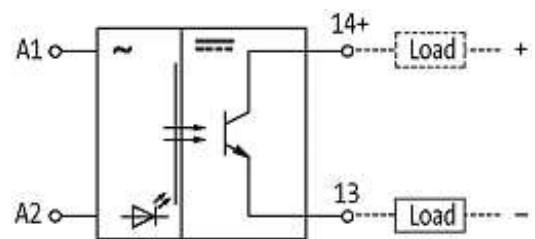
EMMS-30-64/1 OPTO-COUPLER MODULE

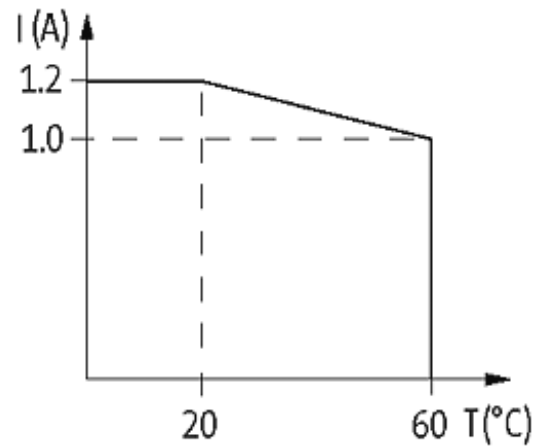
IN: 253 VDC - OUT: 53 VDC / 1,2 A

Transistor 1.2 A
110/230 V AC

[Link to Product](#)

Illustration





Product may differ from Image

Input

Voltage range ON	100...253 V AC
Voltage range OFF	0...40 V AC
Input current	2.7 mA
LED display	LED (red)

General data

Test isolation voltage	3.75 kV
Housing	Black plastic, flame retardant
Mounting method	DIN-rail mountable TH35 or G32 (EN 60715)
Temperature range	-20...+60 °C
Dimensions H x W x D	56x12x64 mm

Output

Switching voltage	4.5...53 V DC
Switching current per output	1 mA...1.2 A
Saturation voltage (across output)	max. 1.2 V DC
Leakage current (output is open)	max. 0.3 mA
Switching time ON/OFF	20/50 ms
Switching frequency	max. 5 Hz

Commercial data

country of origin	CZ
customs tariff number	85414090
minimum order quantity	1