

MIRO 6.2 48VDC-1U INPUT RELAY

IN: 48 VDC - OUT: 250V / 6 A

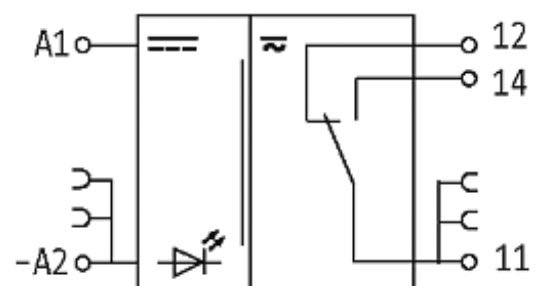
48 V DC

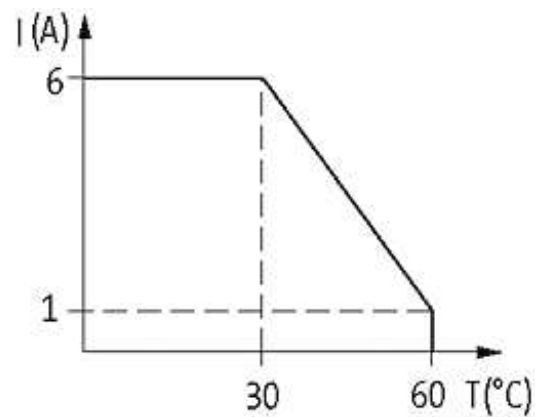
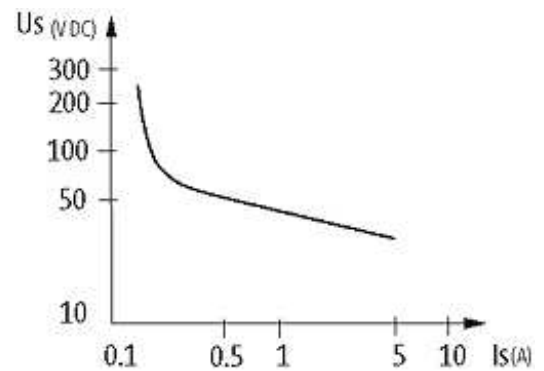
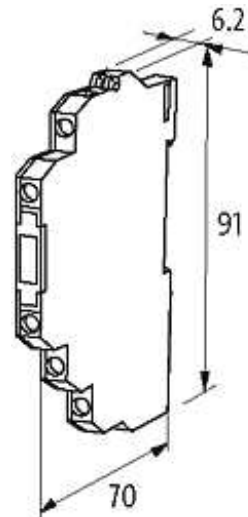
Screw terminals

When the max. switching voltage/current is exceeded the gold plating is destroyed. The relay will then take on the properties of an output type.

[Link to Product](#)

Illustration





Product may differ from Image

Approvals



Input

Connection voltage - current	48 V DC (40...53 V DC) - 12 mA
LED display	LED (yellow)

Utilization category

AC-12	6 A (24/110/230 V AC)
AC-15	3 A (24/110/230 V AC)
DC-13	1 A (24 V DC); 0.2 A (110 V DC); 0.1 A (230 V DC)

General data

Mech./ elect. life	20.000.000 switching cycles/load dependent
Test isolation voltage	4 kV; safe separation (EN 60947-1)
Mounting method	DIN-rail mountable (EN 60715)
Temperature range	-20...+55 °C
Dimensions H × W × D	91×6.2×70 mm

Output

Switching voltage	max. 30 V AC/36 V DC
Switching current per output	max. 6 A
Switching current per output (Signal)	max. 20 mA
Min. load current	1 mA (12 V DC)
Power rating (voltage dependent)	max. 1500 VA/120 W
Switching frequency	max. 10 Hz
Contact material	Ag Sn O2 hv
Energize/release/contact bounce time	10/15/1.5 ms

Commercial data

country of origin	CZ
customs tariff number	85364900
minimum order quantity	1