

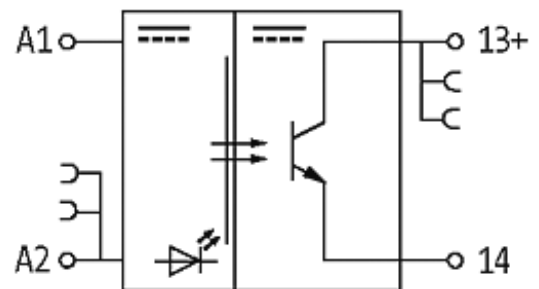
MIRO 6.2 OPTO-COUPLER MODULE

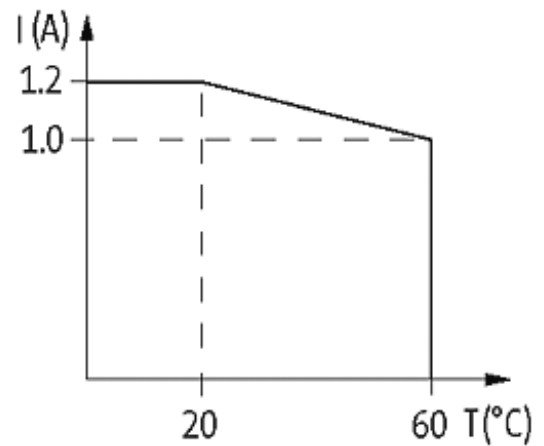
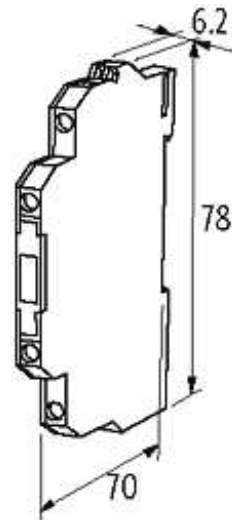
IN: 30 VDC - OUT: 48 VDC / 1 A

Transistor 1 A
24 V DC
Screw terminals

[Link to Product](#)

Illustration





Product may differ from Image

Input

Voltage range ON	11...30 V DC
Voltage range OFF	0...5 V DC
Control current	6 mA
LED display	LED (yellow)

General data

Test isolation voltage	500 V
Mounting method	DIN-rail mountable (EN 60715)
Housing	Black plastic, flame retardant
Temperature range	-20...+60 °C
Dimensions H × W × D	78×6.2×70 mm

Output

Switching voltage	3...48 V DC
Switching current per output	500 µA...1 A
Saturation voltage (across output)	max. 0.12 V DC
Leakage current (output is open)	max. 25 µA
Switching time ON/OFF	1.5/1 ms (100 mA load)

Switching frequency	max. 40/4 Hz (resist./ind.)
---------------------	-----------------------------

Commercial data

country of origin	CZ
-------------------	----

customs tariff number	85414090
-----------------------	----------

minimum order quantity	1
------------------------	---