

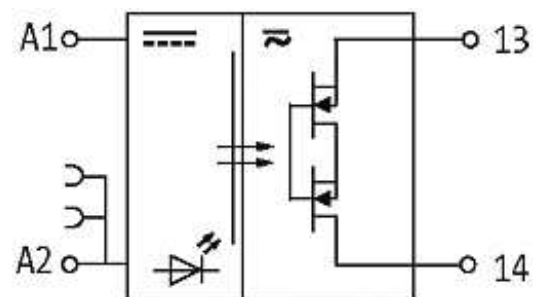
MIRO 6.2 24VDC 250VAC/DC-1A OPTO-COUPLER MODULE

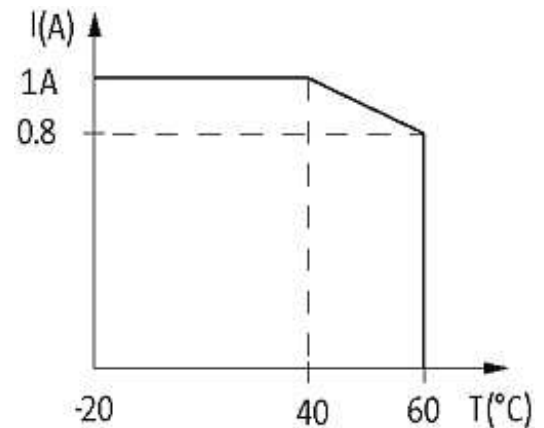
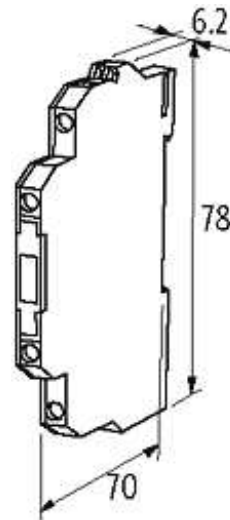
IN: 53 VDC - OUT: 250 VAC / 350 VDC / 1 A

Transistor 1 A
24 V DC
Screw terminals
Multi voltage output

[Link to Product](#)

Illustration





Product may differ from Image

Input

Voltage range ON	10...53 V DC
Voltage range OFF	0...5 V DC
Control current	10 mA
LED display	LED (yellow)

General data

Test isolation voltage	2.75 kV
Mounting method	DIN-rail mountable (EN 60715)
Housing	Black plastic, flame retardant
Temperature range	-20...+60 °C
Dimensions H × W × D	78×6.2×70 mm

Output

Switching time ON/OFF	3/6 ms
Switching voltage	5...250 V AC/5...350 V DC
Switching current per output	1 mA...1 A
Saturation voltage (across output)	max. 0.7 V AC/DC
Leakage current (output is open)	max. 25 µA

Switching frequency	max. 10 Hz
---------------------	------------

Commercial data

country of origin	CZ
-------------------	----

customs tariff number	85414090
-----------------------	----------

minimum order quantity	1
------------------------	---