

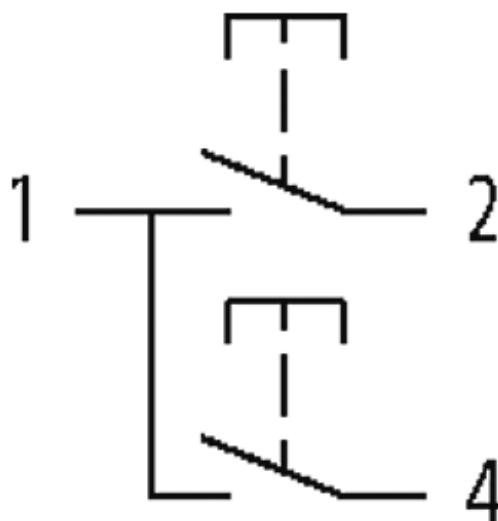
2 push buttons

In a IP65 enclosure

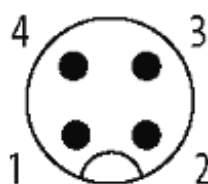
R-Button / 42 2NO M12(4)
with M12 connection
4-pole
2 NO contact

[Link to Product](#)

Illustration



Male

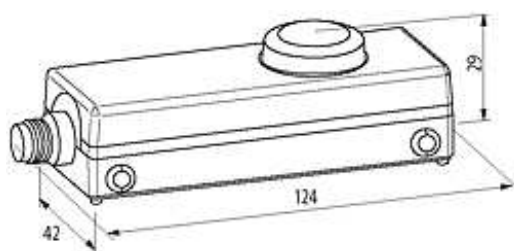


PIN 1: N/O 1/2

PIN 2: N/O 1

PIN 3: n.c.

PIN 4: N/O 2



Product may differ from Image

Emergency-Stop button	UR
-----------------------	----

Housing	UR
---------	----

Contact layout

PIN 1	N/O 1/2
-------	---------

PIN 2	N/O 1
-------	-------

PIN 3	n.c.
-------	------

PIN 4	N/O 2
-------	-------

Utilization category

AC-15	1.5 A (240 V AC)
-------	------------------

DC-13	2 A (24 V DC)
-------	---------------

General data

Mech./ elect. life	1,000,000 operations, load-temperature dependent
--------------------	--

Contact material	Ag Ni
------------------	-------

Protection	IP65
------------	------

Connection	M12 (4-pole)
------------	--------------

Mounting method	with clip on back
-----------------	-------------------

Temperature range	-25...+70 °C (storage temperature -25...+85 °C)
-------------------	---

Dimensions H × W × D	29×124×42 mm
----------------------	--------------

Technical Data

Switching capacity	15 A (AC 15); 2.2 A (DC 13)
--------------------	-----------------------------

Contact bounce time	max. 10 ms
---------------------	------------

Commercial data

country of origin	DE
-------------------	----

customs tariff number	85365080
-----------------------	----------

minimum order quantity	1
------------------------	---

