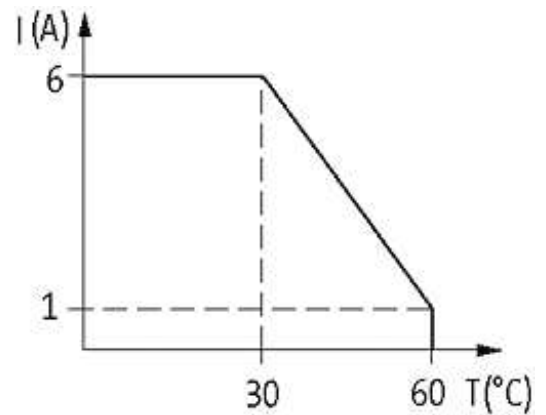
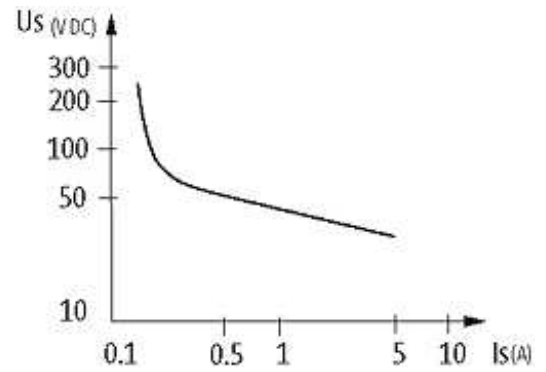
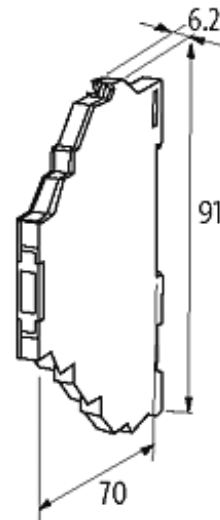




stay connected



Product may differ from Image

**Approvals**



**Input**

Connection voltage - current	24 VAC/DC (19.2...30 VAC/DC) - 17mA
LED display	LED (green)

### Utilization category

AC-12	6 A (24/110/230 V AC)
AC-15	3 A (24/110/230 V AC)
DC-13	1 A (24 V DC); 0.2 A (110 V DC); 0.1 A (230 V DC)

### General data

Mech./ elect. life	20.000.000 switching cycles/load dependent
Test isolation voltage	4 kV; safe separation (EN 60947-1)
Mounting method	DIN-rail mountable (EN 60715)
Temperature range	-20...+55 °C
Dimensions H × W × D	91×6.2×70 mm

### Output

Switching voltage	max. 250 V AC/DC
Switching current per output	max. 6 A
Min. load current	100 mA (12 V DC)
Power rating (voltage dependent)	max. 1500 VA/120 W
Switching frequency	max. 10 Hz
Contact material	Ag Sn O <sub>2</sub>
Energize/release/contact bounce time	10/15/1.5 ms

### Commercial data

country of origin	CZ
customs tariff number	85364900
minimum order quantity	1