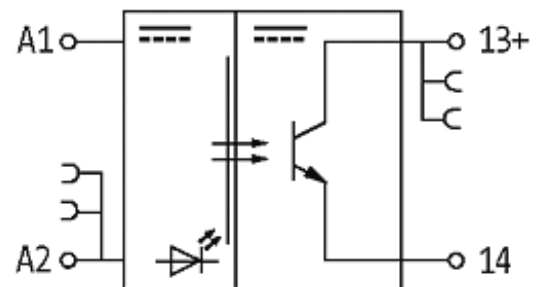
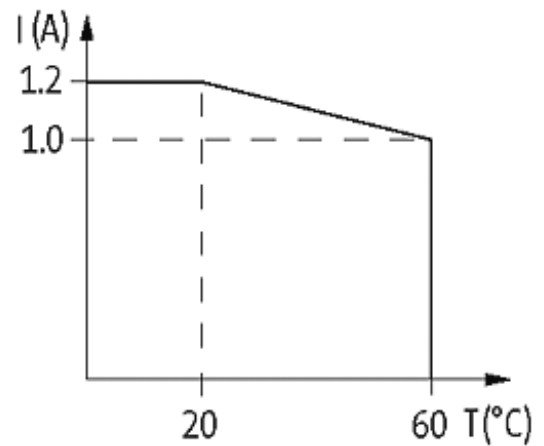
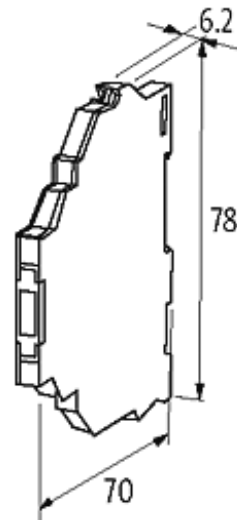


**MIRO 6.2 OPTO-COUPLER MODULE**

IN: 30 VDC - OUT: 48 VDC / 1 A

Transistor 1 A  
24 V DC  
Spring clamp terminals

[Link to Product](#)**Illustration**



Product may differ from Image

### Input

Voltage range ON	11...30 V DC
Voltage range OFF	0...5 V DC
Control current	6 mA
LED display	LED (yellow)

### General data

Test isolation voltage	500 V
Mounting method	DIN-rail mountable (EN 60715)
Housing	Black plastic, flame retardant
Temperature range	-20...+60 °C
Dimensions H × W × D	78×6.2×70 mm

### Output

Switching voltage	3...48 V DC
Switching current per output	500 µA...1 A
Saturation voltage (across output)	max. 0.12 V DC
Leakage current (output is open)	max. 25 µA
Switching time ON/OFF	1.5/1 ms (100 mA load)

The information in this brochure has been compiled with the utmost care.

Liability for the correctness completeness and topicality of the information is restricted to gross negligence. Version: 05/16

---

Switching frequency	max. 40/4 Hz (resist./ind.)
---------------------	-----------------------------

**Commercial data**

---

country of origin	CZ
-------------------	----

---

customs tariff number	85414090
-----------------------	----------

---

minimum order quantity	1
------------------------	---