

Model Number

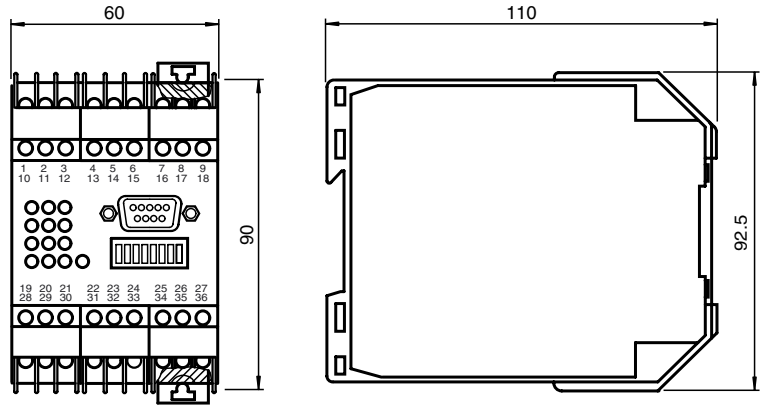
IVI-KHD2-4HRX

System IV control interface
With RS-232, RS-485, RS-422, and
TTY serial interfaces

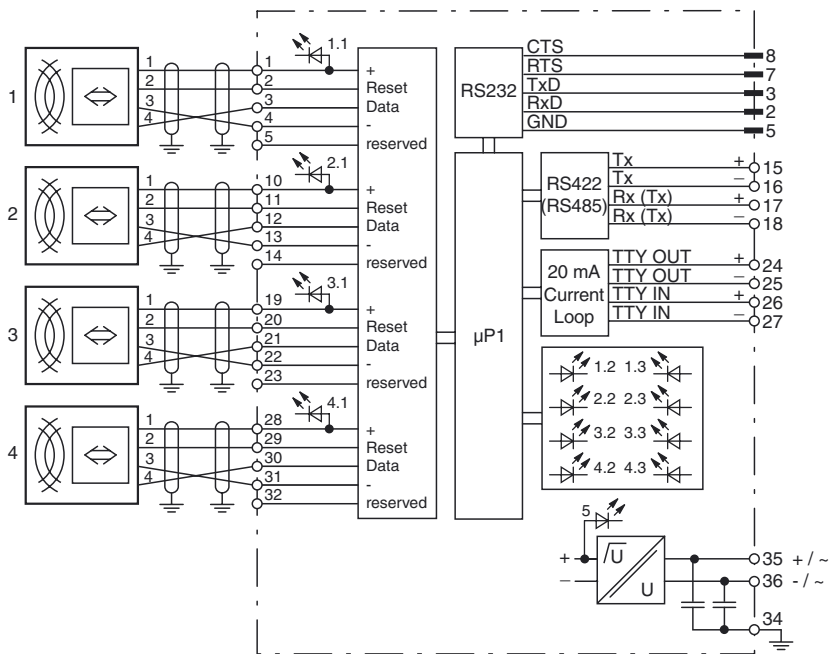
Features

- With serial interfaces RS 232, RS 422 or RS 485 as well as TTY selectable
- 4 read/write heads connectable
- 3 LEDs as function indicators for each read/write head
- Operating modes fixcode, read/write, protocol 3964R selectable with or without interpreter RK512

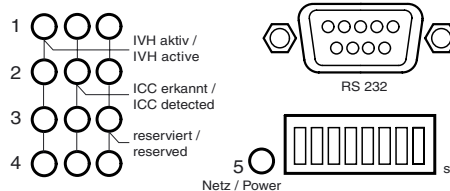
Dimensions



Electrical connection



Indicating / Operating means



Release date: 2015-03-26 12:24 Date of issue: 2015-04-02 040190_eng.xml

Refer to "General Notes Relating to Pepperl+Fuchs Product Information".

Pepperl+Fuchs Group
www.pepperl-fuchs.com

USA: +1 330 486 0001
fa-info@us.pepperl-fuchs.com

Germany: +49 621 776 4411
fa-info@de.pepperl-fuchs.com

Singapore: +65 6779 9091
fa-info@sg.pepperl-fuchs.com

Technical data**General specifications**

Number of read/write heads	max. 4
----------------------------	--------

Indicators/operating means

LED green	read/write head active (4 LEDs, 1 per head)
LED yellow	Code / data carrier detected (4 LEDs, 1 per head)
LED red	reserved (4 LEDs, 1 per head)
LED green 5	Power on
DIP-switch	setting the operating mode and interface

Electrical specifications

Rated operating voltage	U_e	18 ... 30 V DC , ripple 10 % _{SS}
Current consumption		170 mA
Power consumption	P_0	4 W

Interface

Physical	RS-232, RS-422, RS-485, TTY (20 mA current loop) selection of interface type (can be selected via S7 and S8)
Protocol	ASCII, 3964R with interpreter, 3964R without interpreter
Transfer rate	300; 600; 1200; 2400; 4800; 9600; 19200 Bit/s

Ambient conditions

Ambient temperature	-25 ... 70 °C (-13 ... 158 °F)
Storage temperature	-25 ... 85 °C (-13 ... 185 °F)
Climatic conditions	air humidity max. 75 %

Mechanical specifications

Degree of protection	IP20 according to EN 60529
Connection	terminals, max. core cross-section 2 x 2.5 mm ² , 9-pin Sub-D built-in connector
Material	
Housing	Makrolon 6485
Construction type	K-System, 60 mm (3 TE)

Function

The control interface unit is connected via the serial interface to a higher-order control system.

The control interface unit receives the commands to read and/or write the code or data carriers via this interface.

Up to 4 read/write heads can be connected to the control interface unit. The read/write heads can be queried either individually or through cyclic switching.

Using the DIP switches, it is possible to select between various operating modes on the control interface unit: fixcode, read/write, protocol 3964R with interpreter RK512 or protocol 3964R without interpreter RK512.

For the operating modes "fixcode" and "read/write" the serial communication occurs via ASCII characters. All commands consist of multiple ASCII characters. In the operating mode "fixcode", the control interface unit functions as a reader system and is compatible with an IRI-KHD2-4.RX or IRI-KHA6-4.RX control interface unit. In the "read/write" operating mode, the read/write commands are available which, in addition to reading code carriers, make it possible to access the memory on the data carriers.

The control interface unit supports the computer coupling procedure 3964R, which was developed for programmable logic controllers; the commands are inserted into the telegram frame of the procedure.

In addition, the RK512 interpreter can be used in combination with FETCH and SEND telegrams.

Software

Communication with the identification system is very easy with the demo program IDENT 2005. It shows the system options and simplifies commissioning.

The demo program is included in the scope of delivery.

Matching system components**KHD2-IVI-AB1**

Bus Coupler for Allen Bradley Remote I/O

Accessories**RFIDControl**

Software for RFID identification systems

IVZ-K-R2

Null modem cable