

FDCL221

Line separator

addressable (FDnet/C-NET)

Sinteso™
Cerberus™ PRO



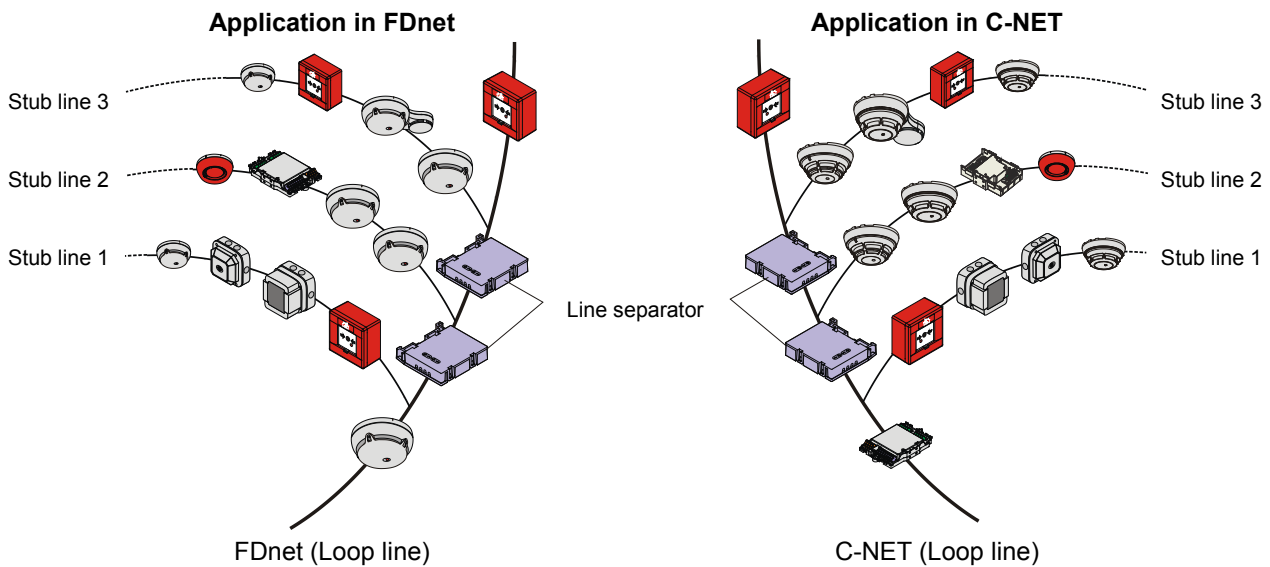
-
- Automatic line separator
 - Creation of T taps in the FDnet/C-NET
 - Status indication with LED
 - Communication via FDnet/C-NET (individual addressing)
 - For installation in intermediate distributor or in fire control panel

Characteristics

- **Environmental**
 - ecologically processing
 - recyclable materials
 - electronic und synthetic material simple separable
- **Characteristics**
 - protected electronics
 - built-in alarm indicator to signal line separation

FDCL221 Line separator

- **Function**
 - The separator is an 'electronic switch', which is integrated in the FDnet/C-NET and separates the negative conductor in case of a short circuit, so that the short circuit-free side can continue to be operated.
 - The separator has 2x2 connectors for the detector line.
 - yellow LED for the status indication signals the short circuit separation
- **Application**
 - To avoid the breakdown of several stub lines in case of a short circuit, line separators may be inserted.
 - The line separator is used where several stub lines are connected to the FDnet/C-NET at one point, if no other device is given between the T tap.
 - retrofitting of existing, collective systems to addressable Sinteso and Cerberus PRO fire detection systems
- **Adhere to country-specific instructions**

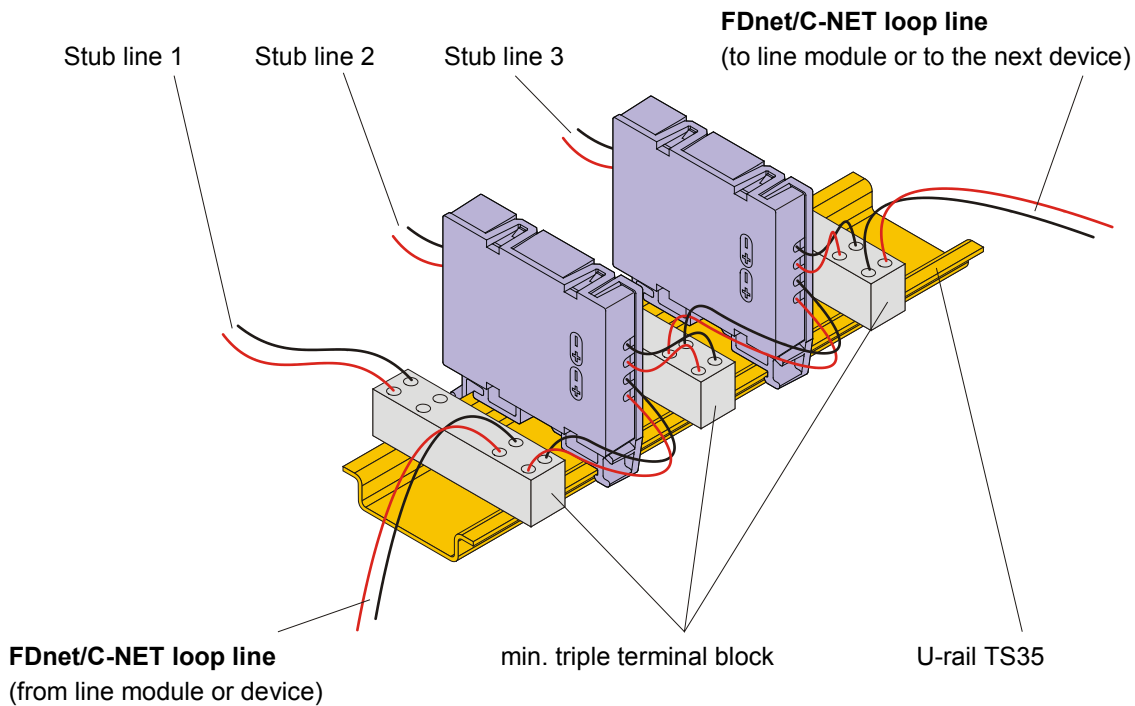


Installation

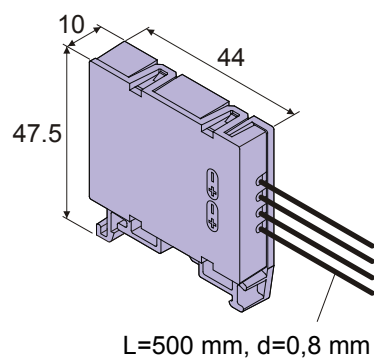
- The line separator can be integrated in the supply shaft on every floor in an intermediate distribution frame, or at the place of the collective control unit. When all stubs are guided individually to the collective control unit, insert the line separator directly in the new fire detection control unit.

- **Installation in intermediate distributor or in fire control panel**

- Separator can be mounted 'flying' over the terminal block. For single mounting, a mounting hole is provided at the bottom.




Dimensions



Technical data

Operating voltage	DC12...33 V
Operating current (quiescent)	250 µA
Operating temperature	-25...+70 °C
Storage temperature	-30...+80 °C
Humidity	≤95 % rel.
Communication protocol	FDnet/C-NET
Color	transparent
Protection category	IP44
Standards	EN 54-17
Approvals	
– VdS	G204030
– LPCB	531n/01
System compatibility	
– FDnet	FS20, AlgoRex, SIGMASYS
– C-NET	FS720

08  0786	FDCL221	Siemens Switzerland Ltd, Gubelstrasse 22 CH-6301 Zug, Switzerland Technical data: see doc. 007063
FDCL221 - Short-circuit isolator for use in fire detection and fire alarm systems installed in buildings		
305/2011/EU (CPR): EN 54-17 ; 2004/108/EC (EMC): EN 50130-4 / EN 61000-6-3 ;		
Declared performance and conformity can be seen in the Declaration of Performance and the EC Declaration of Conformity, which is obtainable via the Customer Support center: Tel. +49 89 9221-8000 or http://siemens.com/bt/download		
DoP No.: 0786-CPR-20449; DoC No.: CED-FDCL221		

Details for ordering

Type	Part no	Designation	Weight
FDCL221	A5Q00004011	Line separator	0.040 kg
–	BPZ:5644780001	U-rail TS35, L=122 mm	0.040 kg
–	BPZ:5644230001	U-rail TS35, L=288 mm	0.090 kg

Details see equipment overview 008164, A6V10225323

Details about system compatibility see Lists of compatibility 008331 (Sinteso) and A6V10229261 (Cerberus PRO).

Siemens Switzerland Ltd
Infrastructure & Cities Sector
Building Technologies Division
International Headquarters
CPS Fire Safety
Gubelstrasse 22
CH-6301 Zug
Tel. +41 41 724 24 24
www.siemens.com/buildingtechnologies

© 2014 Copyright by
Siemens Switzerland Ltd
Data and design subject to change without notice.
Supply subject to availability.

Document no. **007065_j_en_--**
Edition 04.2014

Manual FD20 / FD720
Section 5 / 5