



## Main

Range of product	OsiSense XG
Product or component type	Electronic tag
RFID electronic tag name	XGHB
RFID frequency	13.56 MHz
Design	Disc
Memory capacity	112 B
Associated smart antenna	XGCS
[Sn] nominal sensing distance	42 mm with XGCS49 + field expander XGFEC540 48 mm with XGCS49 65 mm with XGCS89 80 mm with XGCS49 + field expander XGFEC2525 65 mm with XGCS85
Outer dimension	Ø 30 x 3 mm
Quantity per set	Set of 5
Read time	12 + 0.825 x (number of 16-bit words) ms
Write time	12 + 5.6 x (number of 16-bit words) ms
IP degree of protection	IP68
Fixing mode	By screws

## Complementary

Memory type	EEPROM
Memory operation	Read/Write
Number of read cycles	Unlimited
Number of write cycles	2500000 at 30 °C 100000 at -25...85 °C
Maximum linear speed with "auto read/write function"	With XGCS49 (read a serial number) With XGCS49 (read a word) With XGCS49 (read or write 10 words) With XGCS89 (read a serial number) With XGCS89 (read a word) With XGCS89 (read or write 10 words) With XGCS85 (read a serial number) With XGCS85 (read a word) With XGCS85 (read or write 10 words)
Data retention time	10 yr
Material	PPA (polyphthalamide)
Product weight	0.005 kg

## Environment

Standards	ISO 15693
Ambient air temperature for operation	-25...85 °C
Ambient air temperature for storage	-40...90 °C
Vibration resistance	2 mm (f = 5...29.5 Hz) conforming to EN 60068-2-6 7 gn (f = 29.5...150 Hz) conforming to EN 60068-2-6
Shock resistance	30 gn for 11 ms conforming to EN 60068-2-27
IK degree of protection	IK02 conforming to EN 50102

## Offer Sustainability

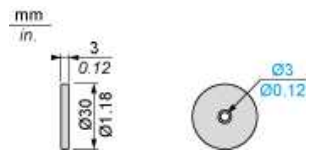
Sustainable offer status	Green Premium product
RoHS (date code: YYWW)	Compliant - since 0727 - <a href="#">Schneider Electric declaration of conformity</a>
REACH	Reference not containing SVHC above the threshold
Product environmental profile	Available <a href="#">Download Product Environmental</a>
Product end of life instructions	Available <a href="#">Download End Of Life Manual</a>

---

Dimensions

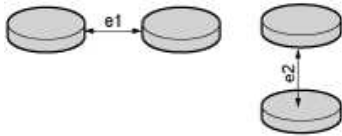
---

Updatable Code Electronic Tags



Minimum Mounting Distances

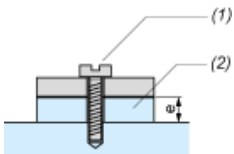
Distance Between Tags



XGCS4901201 smart antenna (format 40)		XGCS8•• smart antennas (format 80)	
e1	e2	e1	e2
70	50	190	60

Minimum Mounting Distances in a Metal Structure

No metal parts within 15 mm of the tag

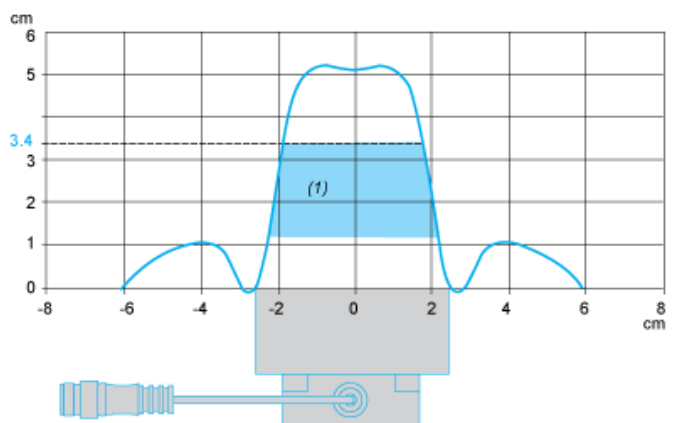
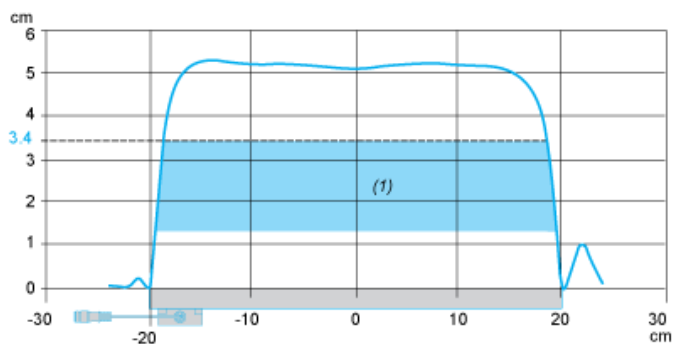


(e) ≥ 15 mm.

- (1) Tightening torque ≤ 1 Nm/0.74 lb-ft
- (2) Insulation material

Curves

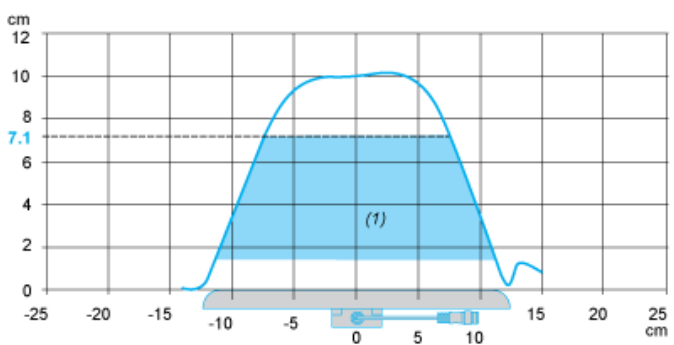
Dialogue Zones for Field Expanders



(1) Recommended working zone.

Curves

Dialogue Zones for Field Expanders



(1) Recommended working zone.