

XGHB441645

RFID electronic tag - 13.56 MHz - flat form 40 x 40 x 15 - 16 kBytes



Main

Range of product	OsiSense XG
Product or component type	Electronic tag
RFID electronic tag name	XGHB
RFID frequency	13.56 MHz
Design	Flat form 40 x 40 x 15
Memory capacity	16 kB
Associated smart antenna	XGCS
[Sn] nominal sensing distance	25 mm with XGCS49 39 mm with XGCS89
Outer dimension	40 x 40 x 15 mm
Quantity per set	Set of 1
Read time	6 + 0.25 x (number of 16-bit words) ms
Write time	6 + 0.25 x (number of 16-bit words) ms
IP degree of protection	IP68
Fixing mode	By clips By screws

Complementary

Memory type	FeRAM
Memory operation	Read/Write
Number of read cycles	10000000000
Number of write cycles	10000000000 at -25...70 °C
Maximum linear speed with "auto read/write function"	With XGCS49 (read a serial number) With XGCS49 (read a word) With XGCS49 (read or write 10 words) With XGCS89 (read a serial number) With XGCS89 (read a word) With XGCS89 (read or write 10 words) With XGCS85 (read a serial number) With XGCS85 (read a word) With XGCS85 (read or write 10 words)
Data retention time	10 yr
Mounting location	Possible on metal support
Material	PBT (polybutylene terephthalate)
Product weight	0.031 kg

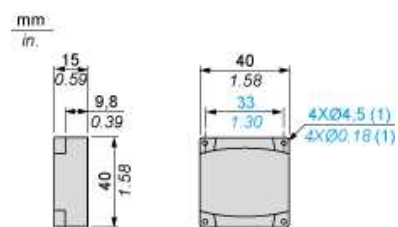
Environment

Standards	ISO 14443
Ambient air temperature for operation	-25...70 °C
Ambient air temperature for storage	-40...85 °C
Vibration resistance	2 mm (f = 5...29.5 Hz) conforming to EN 60068-2-6 7 gn (f = 29.5...150 Hz) conforming to EN 60068-2-6
Shock resistance	30 gn for 11 ms conforming to EN 60068-2-27
IK degree of protection	IK02 conforming to EN 50102

The information provided in this documentation contains general descriptions and/or technical characteristics of the performance of the products contained herein. This documentation is not intended as a substitute for and is not to be used for determining suitability or reliability of these products for specific user applications. It is the duty of any such user or integrator to perform the appropriate and complete risk analysis, evaluation and testing of the products with respect to the relevant specific application or use thereof. Neither Schneider Electric Industries SAS nor any of its affiliates or subsidiaries shall be responsible or liable for misuse of the information contained herein.

Dimensions

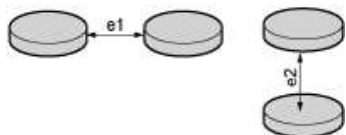
Updatable Code Electronic Tags



(1) For CHC type screws

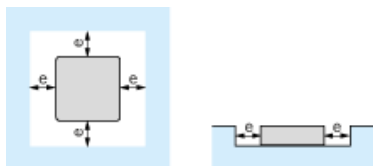
Minimum Mounting Distances

Distance Between Tags



XGCS4901201 smart antenna (format 40)		XGCS8•• smart antennas (format 80)	
e1	e2	e1	e2
30	10	60	10

Minimum Mounting Distances in a Metal Structure



(e) ≥ 20 mm.