







**MarelliMotori**  
Inspired solutions



**Power generation**

## Content

<b>The company</b> .....	<b>4</b>
Our vision .....	5
Our mission .....	5
Marelli Motori Group of companies .....	6
Core markets.....	8
Our commitment to quality.....	10
<b>Inspired solutions</b> .....	<b>12</b>
No compromise on quality .....	13
Highest efficiency standard .....	13
Reliable expertise .....	13
Serviceability .....	14
Sustainable approach .....	14
<b>Power generation</b> .....	<b>16</b>
Generator applications .....	17
AVRs .....	18
Services .....	19
Industry standard .....	20
<b>Generator applications</b> .....	<b>22</b>
Product map .....	23
Generator range.....	23
ODP generators: MJH .....	24
TEWAC generators: MJHR.....	29
TEAAC generators: MJHV .....	34
ODP generators: MJB.....	39
TEWAC generators: MJR.....	44
TEAAC generators: MJV.....	49

<b>Testing facilities</b> .....	<b>54</b>
Facilities.....	55
Routine test and type test .....	55
Special testing .....	55
<b>Services</b> .....	<b>56</b>
Our service team .....	57
Aftersales services .....	57



## The company

Our vision.....	5
Our mission .....	5
Marelli Motori Group of Companies.....	6
Core markets .....	8
Our commitment to quality.....	10

## Vision

To become the global market leader of electric rotating machines in all our core markets.

## Mission

Our mission is to aid the sustainable growth of our customers' businesses.

We will provide innovative solutions inspired by relentless efforts to understand our customers' needs and their specific applications.

We will leverage our extensive technical knowledge, product performance and service to increase the competitiveness, efficiency and productivity of our partners worldwide.

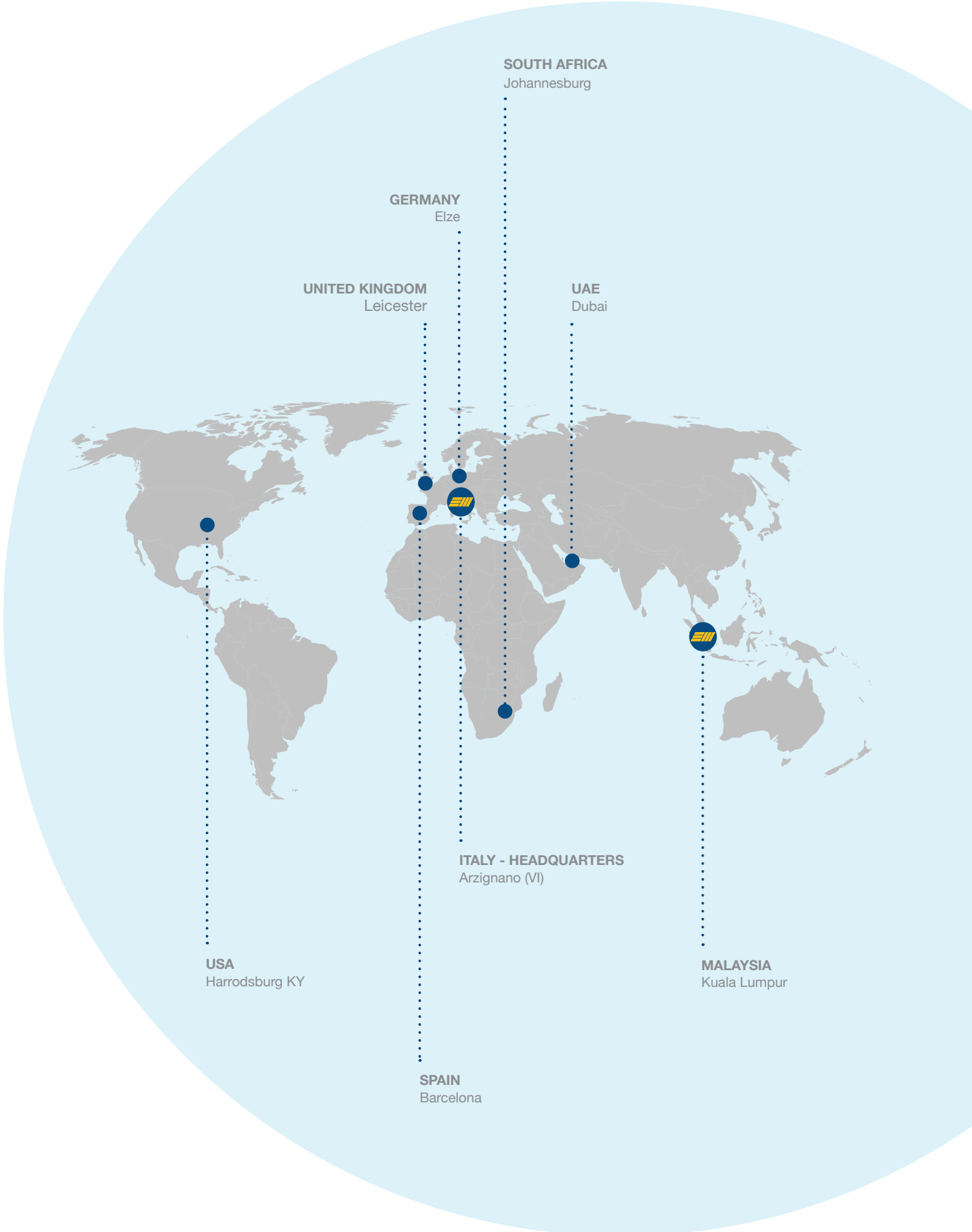


## Marelli Motori Group of Companies

The Marelli Motori Group is one of the world's leading designers and manufacturers of generators and electric motors. The company was founded in 1891 and nowadays enjoys worldwide brand recognition thanks to its extended sales, distribution and service networks across four continents and two manufacturing facilities, based in Italy and Malaysia, which produce technologically advanced products sold in more than 120 countries.


Our business model is based on a successful combination of four key elements that enable Marelli Motori to offer innovative and inspired solutions which create value for our customers:

- wide range of innovative products
- skilled people providing sales & support globally
- local for local approach
- continuous investment in R&D.



## Core markets

Marelli Motori operates in six key markets:



### Marine

Marelli Motori manufactures electric motors and generators for all marine applications where power is required.

Our product applications include:

- propulsion, thrusters, FI-FI system, auxiliaries, dredge pumps, winch and PTO-PTI system
- shaft generators, hybrid machines, offshore, generators at variable speed and emergency.

**Motors up to 10.000 kW**

**Generators up to 11.000 kVA**



### Power generation

Marelli Motori manufactures generators for all applications where energy is required.

Our product applications include:

- Prime Rated Power (PRP) and Continuous Operating Power (COP)
- stand by
- emergency
- Uninterruptible Power Supply (UPS)
- telecom.

**Generators up to 12.500 kVA**



### Cogeneration (CHP)

Marelli Motori manufactures electric generators for combined heat and power applications.

Our product applications include:

- internal combustion (diesel and gas) engines
- steam and gas turbines.

**Generators up to 12.500 kVA**





## Oil & Gas

Marelli Motori manufactures electric motors and generators for the oil and gas market.

Our product applications include:

- power generation, auxiliary generators and emergency
- centrifugal & reciprocating compressor motors
- heat exchangers & blowers
- pumps (pipeline, water, transfer, cooling, booster)
- extruders / expanders, conveyor system
- mixers, mills and cranes.

**Motors up to 1.600 kW**

**Generators up to 12.500 kVA**



## Hydropower

Marelli Motori manufactures electric synchronous and asynchronous generators for hydro power plants which can be utilized in any turbine installation.

Our product applications include:

- Pelton turbines
- Francis turbines
- Kaplan turbines
- Turgo turbines
- Cross-Flow turbines.

**Asynchronous generators up to 2.800 kW**

**Synchronous generators up to 9.000 kVA**



## Industrial

Marelli Motori manufactures electric motors for a wide variety of industrial applications.

Our product applications include:

- power
- metals
- pulp and paper
- cement
- sugar mill
- water pumping and treatments
- manufacturing processes
- mining
- chemical.

**Motors up to 10.000 kW**

## Our commitment to quality

### Quality certifications

The Marelli Motori Group uses an Integrated Management System (IMS) which monitors quality, health and safety and environment standards according to ISO 9001, ISO 14001 and OHSAS 18001.

Our quality certifications guarantee the highest standards in all areas of our operations to ensure:

- outstanding product quality allied to best-in-class service performance
- market leading customer satisfaction by ensuring compliance with all customer requirements from product reliability through to durability and ease of maintenance
- a safe place to work in
- minimal environmental impact in all our operations.



## Our quality strategy

The Marelli Motori commitment to quality involves all employees from the boardroom to the shopfloor. Our aim is to help our employees to:

- develop a culture of quality, heightening awareness of quality issues, skills with appropriate and information
- ensure all employees comply with relevant quality regulations and procedures for the highest product quality, health and safety, and environmental standards
- plan and organise their activities with customer-oriented logic with customer satisfaction the ultimate goal at all times
- continuous evaluation of employee proposals for the improvement of processes defining key objectives and goals for the minimisation of environmental impact and health and safety risks of the personnel involved
- develop a culture where individual behavior leads to a safer and healthier workplace
- increase the awareness and involvement of all employees in work-related safety issues
- promote the Marelli Motori commitment to health and safety amongst the entire supply base ensuring a mutually beneficial relationship, enhancing the ability of both to create value.



## Inspired solutions

No compromise on quality.....	13
Highest efficiency standard.....	13
Reliable expertise.....	13
Serviceability.....	14
Sustainable approach .....	14

## No compromise on quality

### Vertical manufacturing

Marelli Motori's manufacturing process is vertically integrated which ensures we retain control of our supply chain both upstream and downstream.

### High quality materials

Our products are manufactured using the highest quality materials and components from internationally recognised brands which are regularly audited to maintain standards.

Our electrical machines are designed and engineered to ensure a long production life, using components, such as bearings, which have been developed for the most demanding customer requirements.

### Special impregnation process

The durability of our electrical core components is vitally important in maintaining uptime and productivity. As a result we have developed our own VPI (Vacuum Pressure Impregnation) process in-house, which ensures that the machine windings are sealed against moisture and vibration, in turn aiding mechanical strength and reliability.

## Highest efficiency standards

We specialise in offering our customers the highest levels of generator efficiency via the use of technologically advanced solutions.

Our generators are specifically designed to reach exceptionally high performance standards at any speed and during partial load operations.

Machine arrangements are suitable for variable speed applications, offering best-in-class energy efficiency levels to keep energy costs under control with no compromise on productivity.

Marelli Motori dedicated solutions can exceed 98% efficiency in PRP (Prime Rated Power) and COP (Continuous Operating Power) applications.

For UPS applications no load losses values can be reduced by 20% compared to standard levels.

## Reliable expertise

### Extensive and diverse product range

Our comprehensive range of generators have been specifically designed to match the diverse requirements of our customers, offering state-of-the-art solutions backed by outstanding application expertise.

### Continuous enhancement through R&D

Our R&D focus is driven by a deep customer understanding which is then converted into product development and continuous range enhancement. We often develop projects in partnership with customers, for example by optimising the integrated system vibration level to avoid critical resonances.

### **Design flexibility**

Our flexibility even reaches final assembly, a point at which customers are still able to adapt a design to meet the requirements of their specific application.

Once in the field, our products can be equipped with a range of retrofit devices enabling the continuous refinement and upgrading of machine performance.

### **Serviceability**

Our generators have been specifically designed for ease-of-maintenance, offering quick access to key components to facilitate MRO activities and reduce servicing costs.

All of our products have a friendly user-interface which, together with a global service network available worldwide, ensures best-in-class performance and high ROI.

### **Sustainable approach**

#### **Safety first**

All Marelli Motori manufacturing sites comply with the International Standards for Safety OH SAS ISO 18000 (Occupational Health and Safety Assessment Series).

#### **Low carbon footprint**

Marelli Motori products are designed to deliver maximum performance and high energy efficiency to achieve the lowest carbon footprint possible.

For example, the energy recovery process in place during test room activities enables us to reduce the impact on the environment and mitigate global warming.

#### **Social responsibility**

Marelli Motori's approach to social responsibility is based upon minimising our impact on the environment and preserving the world's natural resources.

A key part of this approach is engage, with all of our stakeholders, including our supply chain and customers, partnering with universities for research and development and supporting local communities with charity activities.





## Power Generation

Generator applications.....	17
AVRs .....	18
Services .....	19
Industry standard .....	20



## Generator applications

### Prime Rated Power and Continuous Operating Power (PRP and COP)



**ODP**  
MJH  
up to 12.500 kVA



**TEWAC**  
MJHR  
up to 12.500 kVA



**ODP**  
MJB  
up to 6.500 kVA



**TEWAC**  
MJR  
up to 6.000 kVA

### Stand-by



**ODP**  
MJH  
up to 12.500 kVA



**ODP**  
MJB  
up to 6.500 kVA

### Emergency



**ODP**  
MJH  
up to 12.500 kVA



**TEAAC**  
MJHV  
up to 8.750 kVA



**ODP**  
MJB  
up to 6.500 kVA



**TEAAC**  
MJV  
up to 4.550 kVA

### UPS



**ODP**  
MJH  
up to 12.500 kVA



**ODP**  
MJB  
up to 6.500 kVA

### Telecom



**ODP**  
MJH  
up to 12.500 kVA



**ODP**  
MJB  
up to 6.500 kVA

### Key

**TEWAC** Totally Enclosed Water to Air Cooled

**ODP** Open Drip Proof

**TEAAC** Totally Enclosed Air to Air Cooled

## AVRs

### Digital Regulators

Marelli Motori digital regulation systems provide functional and reliable solutions for the excitation control of synchronous generators. These highly integrated and robust AVRs are fully configurable and guarantee easy commissioning, monitoring and maintenance by user-friendly proprietary HMI (human-machine interface) software.

A wide range of built-in control functions, protections and operating modes make Marelli Motori digital AVRs flexible and suitable for a wide range of applications, including marine, hydro and cogeneration. Our automatic voltage regulator, MEC 100 is DNV type approved.

**MEC 100**

**MEC 20**  
Three Phase

### Analogue Voltage Regulators

Marelli Motori analogue regulation systems are suitable for low and medium voltage machines. The regulators are fully insulated in order to maintain high reliability also with severe ambient conditions (high level of humidity, dust, salt atmosphere) and in case of high vibration level. The AVRs can work both for single and three phase operations.


**MARK V**  
Single Phase

**MGC I**  
Single Phase

**MGC II**  
Single Phase

**MARK X\***  
Three Phase

\* Dedicated for PMG.



## Services

When you partner with Marelli Motori, customers not only gain access to our outstanding portfolio of motors and generators but also world class aftersales support.



### Technical support

Marelli Motori prides itself on providing outstanding technical and application support for all its products.

Qualified technical support personnel are always on hand to help with design, retrofitting and revamping solutions for machines and voltage/control systems.



### Field Service

Our highly trained aftersales service technicians are capable of deploying, at short notice, anywhere in the world, rapidly diagnosing faults and ensuring fast and efficient maintenance and repair.



### Spare parts

Genuine Marelli Motori spare parts are available at the Marelli headquarters, branch offices and service centres located all over the world.



### Repairs

When a machine fails it is vital that a repair is performed quickly to ensure a swift return to operation. Marelli Motori can perform repairs of low, medium and high voltage machines either at our manufacturing facility or at the customer premises.



### Commissioning

We understand that correct machine commissioning is vital in ensuring that our generators work to the best of their ability from day one.

Marelli Motori provides hands-on assistance during the commissioning phase, guaranteeing that start-up takes place safely and that correct functional parameters for each machine are applied.



### Training

Training courses are available all year to users and maintenance people to ensure the correct operation and maintenance of our electrical machines.

## Industry standards

### IP Code - Degree of protection (IEC - 60034 - 5)

First number		Second number	
2	Machine protected against solid objects greater than 12 mm	2	Dripping water shall have no harmful effect from the vertical up to an angle up to 15°
3	Machine protected against solid objects greater than 2,5 mm	3	Spraying water shall have no harmful effect from the vertical up to an angle up to 60°
4	Machine protected against solid objects greater than 1 mm	4	Splashing water from any direction shall have no harmful effect
5	Machine protected against dust	5	Jets of water from any direction shall have no harmful effect
6	Machine totally protected against tight dust	6	Jets of water from heavy seas from any direction shall have no harmful effect

#### Example of designation - IP 44

- IP** Code IP
- 4** First number (protection against dust)
- 4** Second number (protection against liquid)

### IC Code - Cooling (IEC - 60034 - 6)

#### Typical fluids

- A** Air
- W** Water

#### Typical circuit arrangements

- 0** Free circulation
- 4** Machine surface - cooled
- 6** Heat exchanger machine mounted (using the motor surrounding coolant)
- 7** Heat exchanger built in the machine (not using the motor surrounding coolant)
- 8** Heat exchanger machine mounted (not using the motor surrounding coolant)

#### Typical methods of circulation

- 0** Free circulation
- 1** Self circulation
- 6** Circulation with independent device

Example of designation - IC 411

- IC** Code IC
- 4** Circuit arrangement
- A** Primary fluid
- 1** Method of circulation for primary fluid
- A** Secondary fluid
- 1** Method of circulation for secondary fluid

**Mounting**

IEC - 60034 - 7

<b>IM B3</b>		<p>Code II: IM 1001                      Bearings: 2                      Feet: with feet                      Flange: -                      Details: -                      Mounting: Mounting by feet (Feet down)</p>
<b>IM B34</b>		<p>Code II: IM 2101                      Bearings: 2                      Feet: with feet                      Flange: with flange                      Details: End Shield spigot / No access to back / Flange at D - End                      Mounting: Mounting by feet (Feet down with additional mounting on D - End Side of flange)</p>
<b>IM B35</b>		<p>Code II: IM 2001                      Bearings: 2                      Feet: with feet                      Flange: with flange                      Details: End Shield spigot / No access to back / Flange at D - End                      Mounting: Mounting by feet / (Feet down with additional mounting on D - End Side)</p>
<b>IM B20</b>		<p>Code II: IM 1101                      Bearings: 2                      Feet: with raised feet                      Flange: -                      Details: -                      Mounting: Mounting by feet (Feet down)</p>
<b>IM B2</b>		<p>Code II: IM 2105                      Bearings: 1                      Feet: with feet                      Flange: with flange                      Details: -                      Mounting: -</p>
<b>IM B16</b>		<p>Code II: IM 1301                      Bearings: 1                      Feet: with raised feet                      Flange: -                      Details: Horizontal shaft - One bearing                      Mounting: -</p>



## Generator applications

Product map .....	23
Generator range .....	23
• ODP generators: MJH .....	24
• TEWAC generators: MJHR .....	29
• TEWAC generators: MJHV .....	34
• ODP generators: MJB .....	39
• TEWAC generators: MJR .....	44
• TEAAC generators: MJV.....	49

## Product map

Product	PRP and COP	Stand-by	Emergency	UPS	Telecom
ODP <b>MJH</b>	•	•	•	•	•
TEWAC <b>MJHR</b>	•				
TEAAC <b>MJHV</b>			•		
ODP <b>MJB</b>	•	•	•	•	•
TEWAC <b>MJR</b>	•				
TEAAC <b>MJV</b>			•		

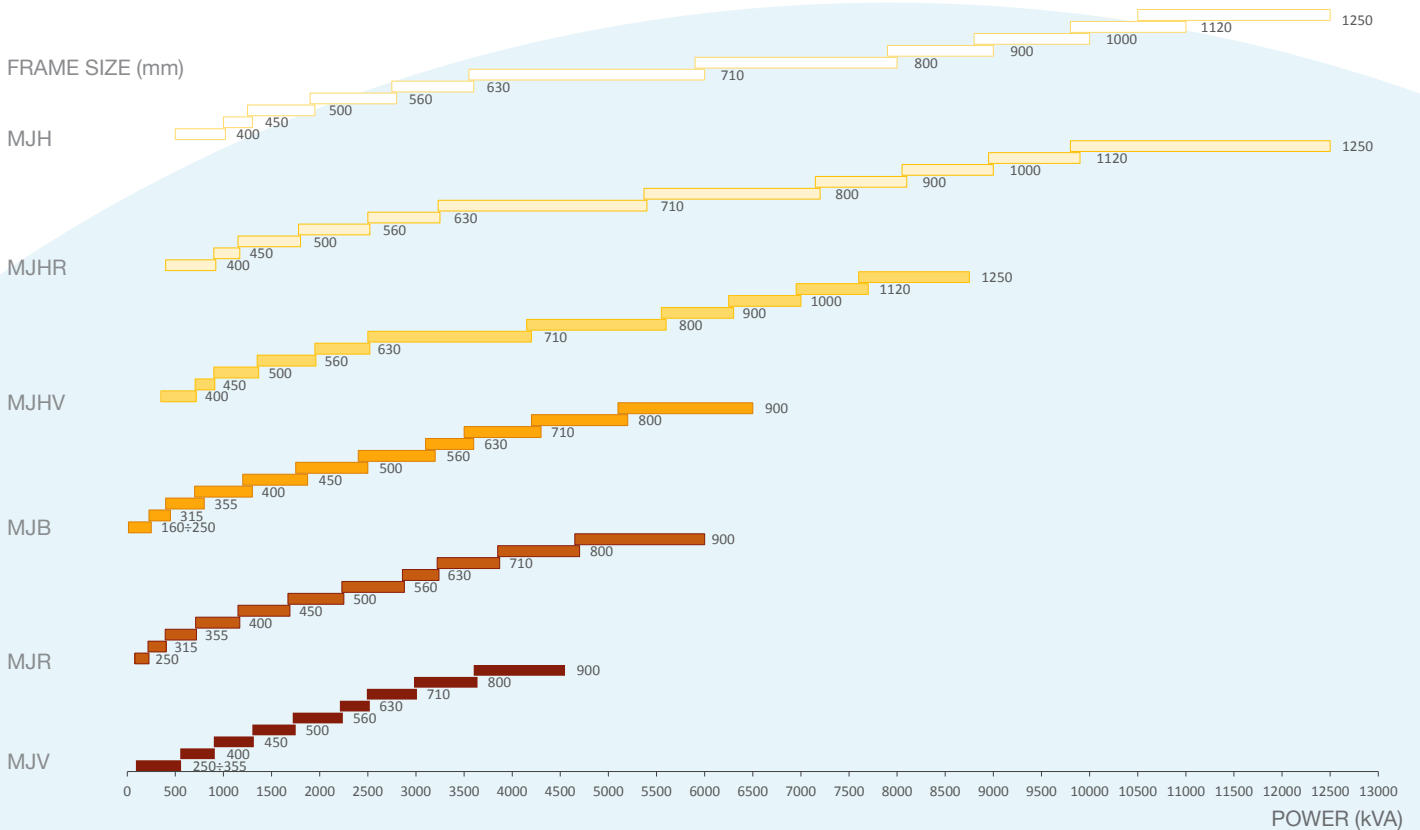
## Generator range


### Key

- ODP - Open Drip Proof
- TEWAC - Totally Enclosed Water to Air Cooled
- TEAAC - Totally Enclosed Air to Air Cooled
- ODP - Open Drip Proof
- TEWAC - Totally Enclosed Water to Air Cooled
- TEAAC - Totally Enclosed Air to Air Cooled

### Generator model

- MJH**
- MJHR**
- MJHV**
- MJB**
- MJR**
- MJV**





<b>Model</b>	MJH
<b>Power</b>	Up to 12.500 kVA
<b>Voltages</b>	Up to 15.000 V
<b>Frame</b>	400 ÷ 1.250
<b>Pole</b>	4, 6, 8, 10 and 12 (over contact MM)
<b>Cooling</b>	IC 01
<b>IP</b>	IP 23. Available up to IP 44 with filters
<b>Main applications</b>	PRP and COP, Stand-by, Emergency, UPS, Telecom

	4 POLES	6 POLES	8 POLES	10 POLES	12 POLES
kVA (at 60 Hz)	10.000	12.500	12.500	12.500	10.000

## Certificates and testing

### Applicable standards

Generators are designed in compliance with:

IEC EN 60034 - 1

BS 4999 - 5000

VDE 0530

NF 51 - 100

NF 51 - 111

OVE M - 10

NEMA MG 1.32

Generators conform to EU rules.

UL/CSA certifications available on request.

Aderence to ISO 8528 group G performance classes.

### Certificate

Test Certificate supplied with the machine.

Material certificates in accordance with EN 10204 : 2001 can be supplied.

### Test

See complete list on Test room chapter.



## Main components

<b>Housing</b>	Rigid frame, rugged welded steel fabrication (EN 10025 - S235 JR). Frame is provided with side ribs to increase the strength. Marelli Generators for continuous duty operation are designed to meet vibration levels per IEC 60034-14, ISO 10816-1 and BS 5000-3.
<b>Shield</b>	Made of spheroidal graphite cast-iron (EN 1563) or grey cast-iron (EN 1561) up to 630 frame size. Made of structural steel (EN 10025 – S235 JR) above.
<b>Shaft</b>	<b>General data</b> Made in carbon steel and obtained by lamination (EN 10083–2 C40–TN). Shaft is obtained by forging from 290 mm diameter and above. The shaft is tested to ensure defect-free performance.  <b>Shaft design</b> Double bearing generator: cylindrical shaft with key.
<b>Main terminal box</b>	Mounted on top. Made of formable steels EN 10130.
<b>Fan</b>	Made of aluminum alloy (EN 1706) or structural steel (EN 10025 – S235 JR) depending upon application requirements.

## Construction

<b>Enclosure</b>	ODP - Open Drip Proof
<b>Cooling system</b>	IC 01 as per IEC60034-6
<b>Degree of protection</b>	IP 23 as per IEC60034-5
<b>Mounting</b>	Horizontal - IM 1001 or IM 1101 as per IEC 60034-7. Other mounting available on request.

**Technical data**

<b>Stator/Rotor core</b>	Laminated and enamel-insulated on both sides to minimise eddy-current losses.
.....	
<b>Rotor</b>	Salient pole type. Made by copper flat wire. H class insulated with enamel coating. Winding retaining by pass-through bars of high quality steel. Rotating rectifier: Graetz diode bridge with 6 diodes. Rotors are dynamically balanced with a half key applied to the shaft extension in accordance with IEC 60034-14 to vibration grade normal A. Special vibration level constructions are available.
.....	
<b>Bearing</b>	<p><b>General data</b> Single or double antifriction bearing grease lubricated (ball or roller type) or oil lubricated sleeve bearing. The theoretical lifetime of bearings, L10h according to ISO 281/1 standard, of standard horizontal construction generators, without external forces (radial and / or axial) is in excess of 50.000 hours. On request, the lifetime of bearings, L10h can be in excess of 100.000 hours. Locating bearings are on the D end side and floating bearings on the ND end side.</p> <p><b>Bearing selection</b> Antifriction bearings up to 800 frame size included. Sleeve bearings from 900 frame size included (available for smaller frame sizes)</p> <p><b>Regreasing system:</b> Up to 400 frame size:</p> <ul style="list-style-type: none"> <li>• D-end bearing is fitted with inner bearing cap and with grease nipple</li> <li>• ND-end bearing is prelubricated with inner bearing cap and without grease nipple</li> </ul> <p>450 frame size and above: both bearings are fitted with grease nipple.</p> <p><b>Bearing insulation</b> ND end bearing can be insulated to prevent any harmful circulating current from passing through the bearing surfaces. Insulated antifriction bearings in standard configuration:</p> <ul style="list-style-type: none"> <li>• 4, 6 poles: insulated ND end bearing from 630 frame size</li> <li>• 8 poles: insulated bearing from 400 frame size</li> <li>• 10 poles: insulated bearing from 500 frame size</li> </ul> <p>All ND end sleeve bearings are insulated as standard.</p>
.....	
<b>Impregnation system</b>	Stator and rotor are VPI treated with an unsaturated polyester amide resin which is polymerized in an oven.
.....	
<b>Insulation system</b>	Stator: F class insulated with a synthetic enamel Rotor: H class insulated with a synthetic enamel
.....	
<b>Protective treatments</b>	Epoxivinilic and polyacrylic.Total minimum thickness 120 micromillimeters. Epoxivinilic: Epoxy two component products, with vinyl change Polyacrylic: Two components polyurethane product formulated with unmodified hydroxyl acrylic resin.



**Operating conditions**

<b>Overloads</b>	<p>During continuous duty (S1), the following overloads are allowed:                      10% for 1 hour                      15% for 10 minutes                      30% for 4 minutes                      50% for 2 minutes                      These overloads must be occasional and followed by 1 hour of running at normal load or less.</p>
.....	
<b>Parallel operations</b>	<p>All generators are provided with an amply sized damper cage and are suitable for parallel operations with other generators, when equipped with the paralleling unit. A power factor regulator (to work in parallel with the main) is available on request.</p>
.....	
<b>Transient ratings</b>	<p>All generators can be designed to meet specific reactance values (<math>x'd</math> and <math>x''d</math>). Values can be confirmed by contacting Marelli Motori.</p>
.....	
<b>Three phase short circuit current</b>	<p>All generators equipped with an overboosting device ensure a three phase short circuit current (<math>I_{cc}</math>) higher than 3 times the rated current (<math>I_n</math>): <math>I_{cc} &gt; 300\% I_n</math></p>
.....	
<b>Radio interference</b>	<p>All generators are equipped with Class B Group 1 radio interference filters as defined by EN 55011.</p>
.....	
<b>THD (Total Harmonic Distortion)</b>	<p>The no-load voltage wave form is sinusoidal with THD content less than 2%.</p>
.....	
<b>Vibrations</b>	<p>Vibration level is in accordance with ISO 10816.                      Measurement, evaluation and limits of vibration severity are in accordance with IEC 60034-14.</p>

## Auxiliary devices

### AVR

Automatic voltage regulator mounted on board.

Size	Type
400 - 450	MEC 20 analog/ digital
500 - 560	M40FA610A analog
630 - 710	M63FA310A analog
800 - 1250	MEC 100 digital

Digital AVR available for all sizes on request.

### Overboosting device

	Size	Type
Medium voltage	All	CT + Overboosting device
High voltage	All	PMG

### Space heaters

Heaters installed at ND-end side (from 500 frame size as standard).

Size	Power (W)
400 - 560	400
630 - 710	600
800 - 900	800
1000	1000
1120	1200
1250	1400

### RTD - PT100

RTD devices available (from 630 frame size as standard):

- 1+1 RTD on each phase of stator winding
- 1 RTD on each bearing

Terminals in auxiliary terminal box.

Other configurations available:

- DUPLEX type
- RTD for inlet / outlet air

## Optional features

- Reinforced construction for high linear vibrations
- flanged shaft for direct coupling with engine flywheel (in case of single bearing solution)
- neutral point terminals in separate terminal box
- increase protection degree up to IP 44 with filters
- lifted feet to couple the generator with engine on existing baseframe
- redundant rotating rectifier with 12 diodes
- insulated bearing and earthing brush
- AVR supplied loose
- automatic power factor control (analog type)
- digital AVR MEC100 for frame 400 – 710 (supplied loose)
- digital AVR MEC100D with diode failure monitoring
- redundant AVR system
- excitation/overboosting PMG mounted on generator
- lubrication system for sleeve bearing
- other options available on request.



## TEWAC generators: MJHR



<b>Model</b>	MJHR
<b>Power</b>	Up to 11.000 kVA
<b>Voltages</b>	Up to 15.000 V
<b>Frame</b>	400 ÷ 1.250
<b>Pole</b>	4, 6, 8, 10 and 12 (over contact MM)
<b>Cooling</b>	IC 81W
<b>IP</b>	IP 44. Available up to IP 56.
<b>Main applications</b>	PRP

	4 POLES	6 POLES	8 POLES	10 POLES	12 POLES
kVA (at 60 Hz)	10.000	12.500	12.500	12.500	10.000

### Certificates and testing

#### Applicable standards

Generators are designed in compliance with:  
 IEC EN 60034 - 1  
 BS 4999 - 5000  
 VDE 0530  
 NF 51 - 100  
 NF 51 - 111  
 OVE M - 10  
 NEMA MG 1.32  
 Generators conform to EU rules.  
 UL/CSA certifications available on request.  
 Adherence to ISO 8528 group G performance classes.

#### Certificate

Test Certificate supplied with the machine.  
 Material certificates in accordance with EN 10204 : 2001 can be supplied.

#### Test

See complete list on Test room chapter.

## Main components

<b>Housing</b>	Rigid frame, rugged welded steel fabrication (EN 10025 - S235 JR). Frame is provided with side ribs to increase the strength. Marelli Motori generators for continuous duty operation are designed to meet vibration levels per IEC 60034-14, ISO 10816-1 and BS 5000-3.
.....	
<b>Shield</b>	Made of spheroidal graphite cast-iron (EN 1563) or grey cast-iron (EN 1561) up to 630 frame size. Made of structural steel (EN 10025 – S235 JR) above.
.....	
<b>Shaft</b>	<p><b>General data</b> Made in carbon steel and obtained by lamination (EN 10083–2 C40–TN). Shaft is obtained by forging from 290 mm diameter and above. The shaft is tested at the manufacturer in order to check it is defect-free.</p> <p><b>Shaft design</b> Double bearing generator: cylindrical shaft with key.</p>
.....	
<b>Main terminal box</b>	Mounted on side (right or left will be selected). Made of formable steels EN 10130.
.....	
<b>Fan</b>	Made of aluminum alloy (EN 1706) or structural steel (EN 10025 – S235 JR) depending upon application requirements.
.....	
<b>Heat Exchanger</b>	<p><b>Construction</b> Mounted on top of alternator. Double tube made of CuNi 90/10. Copper fins housing. Equipped with water leakage detector.</p> <p><b>Exchanger data</b></p> <ul style="list-style-type: none"> <li>• Designed pressure 6 bar</li> <li>• test pressure 10 bar</li> <li>• power: up to 200 kW</li> <li>• water flow: up to 18 m<sup>3</sup>/h</li> <li>• max glycol: 30%</li> <li>• type of water: fresh water or marine (salt) water</li> <li>• flanges: PN6 – PN10 – Special (ANSI)</li> </ul> <p style="padding-left: 40px;">Position can be adjusted to site conditions.</p>
.....	
<b>Construction</b>	
<b>Enclosure</b>	TEWAC - Totally Enclosed Water to Air Cooled.
.....	
<b>Cooling system</b>	IC 81W as per IEC60034-6. Primary fluid (water) is flowing by external water system. Internal air is flowing by a fan mounted on the shaft of the generator at the driven side.
.....	
<b>Degree of protection</b>	IP 44 as per IEC60034-5. (Available up to IP 56)
.....	
<b>Mounting</b>	Horizontal - IM 1001 or IM 1101 as per IEC 60034-7. Other mounting available on request.

## Technical data

<b>Stator/Rotor core</b>	Laminated and enamel-insulated on both sides to minimise eddy-current losses.
.....	
<b>Rotor</b>	<p>Salient pole type.          Made by copper flat wire.          H class insulated with enamel coating.          Winding retaining by pass-through bars of high quality steel.          Rotating rectifier: Graetz diode bridge with 6 diodes.          Rotors are dynamically balanced with a half key applied to the shaft extension in accordance with IEC 60034-14 to vibration grade normal A. Special vibration level construction is available.</p>
.....	
<b>Bearing</b>	<p><b>General data</b>          Single or double antifriction bearing grease lubricated (ball or roller type) or oil lubricated sleeve bearing.          The theoretical lifetime of bearings, L10h according to ISO 281/1 standard, of standard horizontal construction generators, without external forces (radial and / or axial) is in excess of 50.000 hours. On request, the lifetime of bearings, L10h can be in excess of 100.000 hours.          Locating bearings are on the D end side and floating bearings on the ND end side.</p> <p><b>Bearing selection</b>          Antifriction bearings up to 800 frame size included.          Sleeve bearings from 900 frame size included (available for smaller frame sizes)</p> <p><b>Regreasing system:</b>          Up to 400 frame size:</p> <ul style="list-style-type: none"> <li>• D-end bearing is fitted with inner bearing cap and with grease nipple</li> <li>• ND-end bearing is prelubricated with inner bearing cap and without grease nipple</li> </ul> <p>450 frame size and above: both bearings are fitted with grease nipple.</p> <p><b>Bearing insulation</b>          ND end bearing can be insulated to prevent any harmful circulating current from passing through the bearing surfaces.          Insulated antifriction bearings in standard configuration:</p> <ul style="list-style-type: none"> <li>• 4, 6 poles: insulated ND end bearing from 630 frame size</li> <li>• 8 poles: insulated bearing from 400 frame size</li> <li>• 10 poles: insulated bearing from 500 frame size</li> </ul> <p>All ND end sleeve bearings are insulated as standard.</p>
.....	
<b>Impregnation system</b>	Stator and rotor are VPI treated with an unsaturated polyester amide resin which is polymerised in an oven.
.....	
<b>Insulation system</b>	<p>Stator: F class insulated with a synthetic enamel.          Rotor: H class insulated with a synthetic enamel.</p>
.....	
<b>Protective treatments</b>	<p>Epoxivinilic and polyacrylic. Total minimum thickness 120 micromillimeters.          Epoxivinilic: Epoxy two component products, with vinyl change.          Polyacrylic: Two components polyurethane product formulated with unmodified hydroxyl acrylic resin.</p>

**Operating conditions**

<b>Overloads</b>	<p>During continuous duty (S1), the following overloads are allowed:          10% for 1 hour          15% for 10 minutes          30% for 4 minutes          50% for 2 minutes          These overloads must be occasional and followed by one hour of running at normal load or less.</p>
.....	
<b>Parallel operations</b>	<p>All generators are provided with an amply sized damper cage and are suitable for parallel operations with other generators, when equipped with the paralleling unit. A power factor regulator (to work in parallel with the main) is available on request.</p>
.....	
<b>Transient ratings</b>	<p>All generators can be designed to meet specific reactance values (<math>x'd</math> and <math>x''d</math>). Values can be confirmed by contacting Marelli Motori.</p>
.....	
<b>Three phase short circuit current</b>	<p>All generators equipped with an overboosting device ensure a three phase short circuit current (<math>I_{cc}</math>) higher than three times the rated current (<math>I_n</math>): <math>I_{cc} &gt; 300\% I_n</math></p>
.....	
<b>Radio interference</b>	<p>All generators are equipped with Class B Group 1 radio interference filters as defined by EN 55011.</p>
.....	
<b>THD (Total Harmonic Distortion)</b>	<p>The no-load voltage wave form is sinusoidal with THD content less than 2%.</p>
.....	
<b>Vibrations</b>	<p>Vibration level is in accordance with ISO 10816.          Measurement, evaluation and limits of vibration severity are in accordance with IEC 60034-14.</p>



## Auxiliary device

**AVR** Automatic voltage regulator mounted on board.

Size	Type
400 - 450	MEC 20 analog/ digital
500 - 560	M40FA610A analog
630 - 710	M63FA310A analog
800 - 1.250	MEC 100 digital

Digital AVR available for all sizes on request.

## Overboosting device

	Size	Type
Medium voltage	All	CT + Overboosting device
High voltage	All	PMG

## Space heaters

Size	Power (W)
400 - 560	400
630 - 710	600
800 - 900	800
1.000	1.000
1.120	1.200
1.250	1.400

Heaters installed at ND end side.

## RTD - PT100

RTD devices in standard configuration:

- 1+1 RTD on each phase of stator winding
- 1 RTD on each bearing

Terminals in auxiliary terminal box.

Other configurations available:

- DUPLEX type
- RTD for inlet / outlet air
- RTD for inlet / outlet water

## Optional features

- Reinforced construction for high linear vibrations
- flanged shaft for direct coupling with engine flywheel (in case of single bearing solution)
- neutral point terminals in separate terminal box
- terminal box inside air duct (internal terminal box)
- cooling system IC 86W with additional forced ventilation
- cooler mounted on side
- increase protection degree up to IP 54, IP 55 or IP 56
- lifted feet to couple the generator with engine on existing baseframe
- redundant rotating rectifier with 12 diodes
- insulated bearing and earthing brush
- AVR supplied loose
- automatic power factor control (analog type)
- digital AVR MEC100 for frame 400 – 710 (supplied loose)
- digital AVR MEC100D with diode failure monitoring
- redundant AVR system
- excitation/overboosting PMG mounted on generator
- lubrication system for sleeve bearing
- other options available on request.

## TEAAC generators: MJHV



<b>Model</b>	MJHV
<b>Power</b>	Up to 8.750 kVA
<b>Voltages</b>	Up to 15.000 V
<b>Frame</b>	400 ÷ 1250
<b>Pole</b>	4, 6, 8, 10 and 12 (over contact MM)
<b>Cooling</b>	IC 611
<b>IP</b>	IP 55. Available up to IP 56
<b>Main applications</b>	Emergency

	4 POLES	6 POLES	8 POLES	10 POLES	12 POLES
kVA (at 60 Hz)	7.000	8.750	8.750	8.750	7.000

### Certificates and testing

#### Applicable standards

Generators are designed in compliance with:  
IEC EN 60034 - 1  
BS 4999 - 5000  
VDE 0530  
NF 51 - 100  
NF 51 - 111  
OVE M - 10  
NEMA MG 1.32  
Generators conform to EU rules.  
UL/CSA certifications available on request.  
Adherence to ISO 8528 group G performance classes.

#### Certificate

Test Certificate supplied with the machine.  
Material certificates in accordance with EN 10204 : 2001 can be supplied.

#### Test

See complete list on Test room chapter.

## Main components

<b>Housing</b>	Rigid frame, rugged welded steel fabrication (EN 10025 - S235 JR). Frame is provided with side ribs to increase strength. Marelli Generators for continuous duty operation are designed to meet vibration levels per IEC 60034-14, ISO 10816-1 and BS 5000-3.
.....	
<b>Shield</b>	Made of spheroidal graphite cast-iron (EN 1563) or grey cast-iron (EN 1561) up to 630 frame size. Made of structural steel (EN 10025 – S235 JR) above.
.....	
<b>Shaft</b>	<p><b>General data</b> Made in carbon steel and obtained by lamination (EN 10083 – 2 C40 – TN). Shaft is obtained by forging from 290 mm diameter and above. The shaft is tested by the manufacturer to ensure it is defect-free.</p> <p><b>Shaft design</b> Double bearing generator: cylindrical shaft with key.</p>
.....	
<b>Main terminal box</b>	Mounted on side (right or left will be selected). Made of formable steels EN 10130.
.....	
<b>Fan</b>	Made of aluminum alloy (EN 1706) or structural steel (EN 10025 – S235 JR) depending on application requirements.
.....	
<b>Internal fan</b>	Made of structural steel (EN 10025 - 5235 JR)
.....	
<b>Heat Exchanger</b>	<p><b>Construction</b> Mounted on top of alternator. Tube made of P - AlMgSi UNI 3569 Housing: EN 10025 - 5235JR</p>

## Construction

<b>Enclosure</b>	TEAAC – Totally Enclosed Air to Air Cooled
.....	
<b>Cooling system</b>	IC 611 as per IEC60034-6. Primary fluid (air) driven by a second fan (internal fan) mounted on shaft at ND end side. Internal air is flowing by a fan mounted on the shaft of the generator at the driven side.
.....	
<b>Degree of protection</b>	IP 55 as per IEC60034-5
.....	
<b>Mounting</b>	Horizontal - IM 1001 or IM 1101 as per IEC 60034-7. Other mounting available on request.



**Technical data**

<b>Stator/Rotor core</b>	Laminated and enamel-insulated on both sides to minimise eddy-current losses
.....	
<b>Rotor</b>	Salient pole type. Made by copper flat wire. H class insulated with enamel coating. Winding retaining by pass-through bars of high quality steel. Rotating rectifier: Graetz diode bridge with 6 diodes. Rotors are dynamically balanced with a half key applied to the shaft extension in accordance with IEC 60034-14 to vibration grade normal A. Special vibration level construction are available.
.....	
<b>Bearing</b>	<p><b>General data</b> Single or double antifriction bearing grease lubricated (ball or roller type) or oil lubricated sleeve bearing. The theoretical lifetime of bearings, L10h according to ISO 281/1 standard, of standard horizontal construction generators, without external forces (radial and / or axial) is in excess of 50.000 hours. On request, the lifetime of bearings, L10h can be in excess of 100.000 hours. Locating bearings are on the D end side and floating bearings on the ND end side.</p> <p><b>Bearing selection</b> Antifriction bearings up to 800 frame size included. Sleeve bearings from 900 frame size included (available for smaller frame sizes).</p> <p><b>Regreasing system:</b> Up to 400 frame size:</p> <ul style="list-style-type: none"> <li>• D-end bearing is fitted with inner bearing cap and with grease nipple</li> <li>• ND-end bearing is prelubricated with inner bearing cap and without grease nipple</li> </ul> <p>450 frame size and above: both bearings are fitted with grease nipple.</p> <p><b>Bearing insulation</b> ND end bearing can be insulated to prevent any harmful circulating current from passing through the bearing surfaces. Insulated antifriction bearings in standard configuration:</p> <ul style="list-style-type: none"> <li>• 4, 6 poles: insulated ND end bearing from 630 frame size</li> <li>• 8 poles: insulated bearing from 400 frame size</li> <li>• 10 poles: insulated bearing from 500 frame size</li> </ul> <p>All ND end sleeve bearings are insulated as standard.</p>
.....	
<b>Impregnation system</b>	Stator and rotor are VPI treated with an unsaturated polyester amide resin which is polymerised in an oven.
.....	
<b>Insulation system</b>	Stator: F class insulated with a synthetic enamel Rotor: H class insulated with a synthetic enamel
.....	
<b>Protective treatments</b>	Epoxivinilic and polyacrylic. Total minimum thickness 120 micromillimeters. Epoxivinilic: Epoxy two component products, with vinyl change Polyacrylic: Two components polyurethane product formulated with unmodified hydroxyl acrylic resin.



**Operating conditions**

<b>Overloads</b>	<p>During continuous duty (S1), the following overloads are allowed:                      10% for 1 hour                      15% for 10 minutes                      30% for 4 minutes                      50% for 2 minutes                      These overloads must be occasional and followed by one hour of running at normal load or less.</p>
.....	
<b>Parallel operations</b>	<p>All generators are provided with a amply sized damper cage and are suitable for parallel operations with other generators, when equipped with the paralleling unit. A power factor regulator (to work in parallel with the main) is available on request.</p>
.....	
<b>Transient ratings</b>	<p>All generators can be designed to meet specific reactance values (<math>x'd</math> and <math>x''d</math>). Values can be confirmed by contacting Marelli Motori.</p>
.....	
<b>Three phase short circuit current</b>	<p>All generators equipped with overboosting device ensure a three phase short circuit current (<math>I_{cc}</math>) higher than three times the rated current (<math>I_n</math>):  <math>I_{cc} &gt; 300\% I_n</math></p>
.....	
<b>Radio interference</b>	<p>All generators are equipped with Class B Group 1 radio interference filters as defined by EN 55011.</p>
.....	
<b>THD (Total Harmonic Distortion)</b>	<p>The no-load voltage wave form is sinusoidal with THD content less than 2%.</p>
.....	
<b>Vibrations</b>	<p>Vibration level is in accordance with ISO 10816.                      Measurement, evaluation and limits of vibration severity are in accordance with IEC 60034-14.</p>

## Auxiliary devices

### AVR

Automatic voltage regulator mounted on board.

Size	Type
400 - 450	MEC 20 analog/ digital
500 - 560	M40FA610A analog
630 - 710	M63FA310A analog
800 - 1.250	MEC 100 digital

Digital AVR available for all sizes on request.

### Overboosting device

	Size	Type
Medium voltage	All	CT + Overboosting device
High voltage	All	PMG

### Space heaters

Size	Power (W)
400 - 560	400
630 - 710	600
800 - 900	800
1.000	1.000
1.120	1.200
1.250	1.400

Heaters installed at ND end side (form 500 frame size as standard).

### RTD - PT100

RTD devices available (form 630 frame size as standard):

- 1+1 RTD on each phase of stator winding
- 1 RTD on each bearing

Terminals in auxiliary terminal box.

Other configurations available:

- DUPLEX type
- RTD for inlet / outlet air
- RTD into oil tank for sleeve bearing

## Optional features

- Flanged shaft for direct coupling with engine flywheel (in case of single bearing solution)
- neutral point terminals in separate terminal box
- cooling system IC 616 with additional forced ventilation
- increase protection degree up to IP 54, IP 55 or IP 56
- lifted feet to couple the generator with engine on existing baseframe
- redundant rotating rectifier with 12 diodes
- insulated bearing and earthing brush
- AVR supplied loose
- automatic power factor control (analog type)
- digital AVR MEC100 for frame 400 – 710 (supplied loose)
- digital AVR MEC100D with diode failure monitoring
- redundant AVR system
- excitation/overboosting PMG mounted generator
- other options available on request.



## ODP generators: MJB



<b>Model</b>	MJB
<b>Power</b>	Up to 6.500 kVA
<b>Voltages</b>	Up to 1.000 V
<b>Frame</b>	160 ÷ 900
<b>Pole</b>	4, 6, 8, 10 and 12 (over contact MM)
<b>Cooling</b>	IC 01
<b>IP</b>	IP 23. Available up to IP 44 with filters.
<b>Main applications</b>	PRP and COP, Stand-by, Emergency, UPS, Telecom

	4 POLES	6 POLES	8 POLES	10 POLES	12 POLES
kVA (at 60 Hz)	5.000	5.000	6.500	6.000	5.400

### Certificates and testing

#### Applicable standards

Generators are designed in compliance with:  
 IEC EN 60034 - 1  
 BS 4999 - 5000  
 VDE 0530  
 NF 51 - 100  
 NF 51 - 111  
 OVE M - 10  
 NEMA MG 1.32  
 Generators conform to EU rules.  
 UL/CSA certifications available on request.  
 Adherence to ISO 8528 group G performance classes.

#### Certificate

Test Certificate supplied with the machine.  
 Material certificates in accordance with EN 10204 : 2001 can be supplied.

#### Test

See complete list on Test room chapter.

## Main components

<b>Housing</b>	Rigid frame, rugged welded steel fabrication (EN 10025 - S235 JR). Frame is provided with side ribs to increase the strength. Marelli Generators for continuous duty operation are designed to meet vibration levels per IEC 60034-14, ISO 10816-1 and BS 5000-3.
.....	
<b>Shield</b>	Made of spheroidal graphite cast-iron (EN 1563) or grey cast-iron (EN 1561) up to 630 frame size. Made of structural steel (EN 10025 – S235 JR) above.
.....	
<b>Shaft</b>	<p><b>General data</b></p> <p>Made in carbon steel and obtained by lamination (EN 10083 – 2 C40 – TN). Shaft is obtained by forging from 290 mm diameter and above. The shaft is tested at the manufacturer in order to check it is defect-free.</p> <p><b>Shaft design</b></p> <p>Double bearing generator: cylindrical shaft with key.</p>
.....	
<b>Main terminal box</b>	Mounted on top up to 630 frame size. Mounted on side from 710 frame size. Made of formable steels EN 10130.
.....	
<b>Fan</b>	Made of aluminum alloy (EN 1706) or structural steel (EN 10025–S235 JR) depending on application requirements.

## Construction

<b>Enclosure</b>	ODP - Open Drip Proof
.....	
<b>Cooling system</b>	IC 01 as per IEC60034-6
.....	
<b>Degree of protection</b>	IP 23 as per IEC60034-5
.....	
<b>Mounting</b>	Horizontal - IM 1001 or IM 1101 as per IEC 60034-7. Other mounting available on request.



## Technical data

<b>Stator/Rotor core</b>	Laminated and enamel-insulated on both sides to minimise eddy-current losses
.....	
<b>Rotor</b>	<p>Salient pole type.          Made by copper flat wire.          H class insulated with enamel coating.          Winding retaining by pass-through bars of high quality steel.          Rotating rectifier: Graetz diode bridge with 6 diodes.          Rotors are dynamically balanced with a half key applied to the shaft extension in accordance with IEC 60034-14 to vibration grade normal. A. Special vibration level construction are available.</p>
.....	
<b>Bearing</b>	<p><b>General data</b>          Single or double antifriction bearing grease lubricated (ball or roller type) or oil lubricated sleeve bearing.          The theoretical lifetime of bearings, L10h according to ISO 281/1 standard, of standard horizontal construction generators, without external forces (radial and / or axial) is in excess of 50.000 hours. On request, the lifetime of bearings, L10h can be in excess of 100.000 hours.          Locating bearings are on the D end side and floating bearings on the ND end side.</p> <p><b>Bearing selection</b>          Antifriction bearings up to 800 frame size included.          Sleeve bearings from 900 frame size included (available for smaller frame sizes).</p> <p><b>Regreasing system:</b>          Up to 250 frame size:</p> <ul style="list-style-type: none"> <li>• D-end bearing is prelubricated with inner bearing cap and without grease nipple</li> <li>• ND-end bearing is with shield (2Z) without regreasing system</li> </ul> <p>315 - 355 frame size:</p> <ul style="list-style-type: none"> <li>• D-end bearing is fitted with inner bearing cap and with grease nipple</li> <li>• ND-end bearing is with shield (2Z) without regreasing system</li> </ul> <p>400 frame size:</p> <ul style="list-style-type: none"> <li>• D-end bearing is fitted with inner bearing cap and with grease nipple</li> <li>• ND-end bearing is prelubricated with inner bearing cap and without grease nipple</li> </ul> <p>450 frame size and above: both bearings are fitted with grease nipple.</p> <p><b>Bearing insulation</b>          ND end bearing can be insulated to prevent any harmful circulating current from passing through the bearing surfaces.          Insulated antifriction bearings in standard configuration:</p> <ul style="list-style-type: none"> <li>• 4, 6 poles: insulated ND end bearing from 630 frame size</li> <li>• 8 poles: insulated bearing from 400 frame size</li> <li>• 10 poles: insulated bearing from 500 frame size</li> </ul> <p>All ND end sleeve bearings are insulated as standard.</p>
.....	
<b>Impregnation system</b>	Stator and rotor are VPI treated with an unsaturated polyester amide resin which is polymerised in an oven.
.....	
<b>Insulation system</b>	<p>Stator: H class insulated with a synthetic enamel.          Rotor: H class insulated with a synthetic enamel.</p>
.....	
<b>Protective treatments</b>	<p>Epoxivinilic and polyacrylic. Total minimum thickness 120 micromillimeters.          Epoxivinilic: Epoxy two component products, with vinyl change.          Polyacrylic: Two components polyurethane product formulated with unmodified hydroxyl acrylic resin.</p>



**Operating conditions**

<b>Overloads</b>	<p>During continuous duty (S1), the following overloads are allowed:          10% for 1 hour          15% for 10 minutes          30% for 4 minutes          50% for 2 minutes          These overloads must be occasional and followed by one hour of running at normal load or less.</p>
.....	
<b>Parallel operations</b>	<p>All generators are provided with a amply sized damper cage and are suitable for parallel operations with other generators, when equipped with the paralleling unit. A power factor regulator (to work in parallel with the main) is available on request.</p>
.....	
<b>Transient ratings</b>	<p>All generators can be designed to meet specific reactance values (<math>x'd</math> and <math>x''d</math>). Values can be confirmed by contacting Marelli Motori.</p>
.....	
<b>Three phase short circuit current</b>	<p>All generators equipped with overboosting device ensure a three phase short circuit current (Icc) higher than 3 times the rated current (In):  <math>I_{cc} &gt; 300\% I_n</math></p>
.....	
<b>Radio interference</b>	<p>All generators are equipped with Class B Group 1 radio interference filters as defined by EN 55011.</p>
.....	
<b>THD (Total Harmonic Distortion)</b>	<p>The no-load voltage wave form is sinusoidal with THD content less than 2%.</p>
.....	
<b>Vibrations</b>	<p>Vibration level is in accordance with ISO 10816.          Measurement, evaluation and limits of vibration severity are in accordance with IEC 60034-14.</p>

## Auxiliary devices

### AVR

Automatic voltage regulator mounted on board.

Size	Type
160 - 250	MARK V analog
315 - 450	MEC 20 analog/ digital
500 - 560	M40FA610A analog
630 - 710	M63FA310A analog
800 - 900	MEC 100 digital

Digital AVR available for all sizes on request.

### Overboosting device

	Size	Type
Low voltage	160 - 450 (4 poles)	Auxiliary winding
	160 - 450 (>4 poles)	Varicomp
	500 - 710 (all polarities)	Varicomp
	800 - 900	PMG

### Space heaters

Heaters installed at ND end side (form 500 frame size as standard).

Size	Power (W)
400 - 560	400
630 - 710	600
800 - 900	800

### RTD - PT100

RTD devices available (form 630 frame size as standard):

- 1+1 RTD on each phase of stator winding
- 1 RTD on each bearing

Terminals in auxiliary terminal box.


Other configurations available:

- DUPLEX type
- RTD for inlet / outlet air

## Optional features

- Reinforced construction for high linear vibrations
- flanged shaft for direct coupling with engine flywheel (in case of single bearing solution)
- neutral point terminals in separate terminal box
- increase protection degree up to IP 44
- lifted feet to couple the generator with engine on existing baseframe
- redundant rotating rectifier with 12 diodes
- insulated bearing and earthing brush
- AVR supplied loose
- automatic power factor control (analog type)
- digital AVR MEC100 for frame 400 – 710 (supplied loose)
- digital AVR MEC100D with diode failure monitoring
- redundant AVR system
- excitation/overboosting PMG mounted on generator
- lubrication system for sleeve bearing
- other options available on request.

## TEWAC generators: MJR



<b>Model</b>	MJR
<b>Power</b>	Up to 6.000 kVA
<b>Voltages</b>	Up to 1.000 V
<b>Frame</b>	250 ÷ 900
<b>Pole</b>	4, 6, 8, 10 and 12 (over contact MM)
<b>Cooling</b>	IC 81W/ IC 86W
<b>IP</b>	IP 44. Available up to IP 56.
<b>Main applications</b>	PRP and COP

	4 POLES	6 POLES	8 POLES	10 POLES	12 POLES
kVA (at 60 Hz)	4.600	5.000	6.000	6.000	5.400

### Certificates and testing

#### Applicable standards

Generators are designed in compliance with:

- IEC EN 60034 - 1
- BS 4999 - 5000
- VDE 0530
- NF 51 - 100
- NF 51 - 111
- OVE M - 10
- NEMA MG 1.32

Generators conform to EU rules.

UL/CSA certifications available on request.

Aderence to ISO 8528 group G performance classes.

#### Certificate

Test Certificate supplied with the machine.

Material certificates in accordance with EN 10204 : 2001 can be supplied.

#### Test

See complete list on Test room chapter.

## Main components

<b>Housing</b>	Rigid frame, rugged welded steel fabrication (EN 10025 - S235 JR). Frame is provided with side ribs to increase the strength. Marelli Motori generators for continuous duty operation are designed to meet vibration levels per IEC 60034-14, ISO 10816-1 and BS 5000-3.
.....	
<b>Shield</b>	Made of spheroidal graphite cast-iron (EN 1563) or grey cast-iron (EN 1561) up to 630 frame size. Made of structural steel (EN 10025 – S235 JR) above.
.....	
<b>Shaft</b>	<p><b>General data</b> Made in carbon steel and obtained by lamination (EN 10083–2 C40–N). Shaft is obtained by forging from 290 mm diameter and above. The shaft is tested at the manufacturer in order to check it is defect-free.</p> <p><b>Shaft design</b> Double bearing generator: cylindrical shaft with key.</p>
.....	
<b>Main terminal box</b>	Mounted on side (right or left will be selected). Made of formable steels EN 10130.
.....	
<b>Fan</b>	Made of aluminum alloy (EN 1706) or structural steel (EN 10025–S235 JR) depending on application requirements.
.....	
<b>Heat Exchanger</b>	<p><b>Construction</b> Mounted on top of alternator. Double tube made of CuNi 90/10. Copper fins housing. Equipped with water leakage detector.</p> <p><b>Exchanger data</b> Designed pressure 6 bar. Test pressure 10 bar Power: up to 200 kW Water flow: up to 18 m<sup>3</sup>/h Max glycol: 30% Type of water: fresh water or marine (salt) water Flanges: PN6 – PN10 – Special (ANSI) Position can be adjusted to site conditions.</p>

## Construction

<b>Enclosure</b>	TEWAC - Totally Enclosed Water to Air Cooled
.....	
<b>Cooling system</b>	IC81W as per IEC60034-6. Primary fluid (water) is flowing by external water system. Internal air is flowing by a fan mounted on the shaft of the generator at the driven side.
.....	
<b>Degree of protection</b>	IP 44 as per IEC60034-5. (Available up to IP 56)
.....	
<b>Mounting</b>	Horizontal - IM 1001 or IM 1101 as per IEC 60034-7. Other mounting available on request.



## Technical data

<b>Stator/Rotor core</b>	Laminated and enamel-insulated on both sides to minimise eddy-current losses.
.....	
<b>Rotor</b>	<p>Salient pole type.          Made by copper flat wire.          H class insulated with enamel coating.          Winding retaining by pass-through bars of high quality steel.          Rotating rectifier: Graetz diode bridge with 6 diodes.          Rotors are dynamically balanced with a half key applied to the shaft extension in accordance with IEC 60034-14 to vibration grade normal A. Special vibration level construction are available.</p>
.....	
<b>Bearing</b>	<p><b>General data</b>          Single or double antifriction bearing grease lubricated (ball or roller type) or oil lubricated sleeve bearing.          The theoretical lifetime of bearings, L10h according to ISO 281/1 standard, of standard horizontal construction generators, without external forces (radial and / or axial) is in excess of 50.000 hours. On request, the lifetime of bearings, L10h can be in excess of 100.000 hours.          Locating bearings are on the D end side and floating bearings on the ND end side.</p> <p><b>Bearing selection</b>          Antifriction bearings up to 560 frame size included.          Sleeve bearings from 630 frame size included (available for smaller frame sizes)</p> <p><b>Regreasing system:</b>          Up to 250 frame size:</p> <ul style="list-style-type: none"> <li>• D-end bearing is prelubricated with inner bearing cap and without grease nipple</li> <li>• ND-end bearing is with shield (2Z) without regreasing system</li> </ul> <p>315 - 355 frame size:</p> <ul style="list-style-type: none"> <li>• D-end bearing is fitted with inner bearing cap and with grease nipple</li> <li>• ND-end bearing is with shield (2Z) without regreasing system</li> </ul> <p>400 frame size:</p> <ul style="list-style-type: none"> <li>• D-end bearing is fitted with inner bearing cap and with grease nipple</li> <li>• ND-end bearing is prelubricated with inner bearing cap and without grease nipple</li> </ul> <p>450 frame size and above: both bearings are fitted with grease nipple.</p> <p><b>Bearing insulation</b>          ND end bearing can be insulated to prevent any harmful circulating current from passing through the bearing surfaces.          Insulated antifriction bearings in standard configuration:</p> <ul style="list-style-type: none"> <li>• 4, 6 poles: insulated ND end bearing from 630 frame size</li> <li>• 8 poles: insulated bearing from 400 frame size</li> <li>• 10 poles: insulated bearing from 500 frame size</li> </ul> <p>All ND end sleeve bearings are insulated as standard.</p>
.....	
<b>Impregnation system</b>	Stator and rotor are VPI treated with an unsaturated polyester amide resin which is polymerised in an oven.
.....	
<b>Insulation system</b>	<p>Stator: H class insulated with a synthetic enamel.          Rotor: H class insulated with a synthetic enamel.</p>
.....	
<b>Protective treatments</b>	<p>Epoxivinilic and polyacrylic. Total minimum thickness 120 micromillimeters.          Epoxivinilic: Epoxy two component products, with vinyl change.          Polyacrylic: Two components polyurethane product formulated with unmodified hydroxyl acrylic resin.</p>



**Operating conditions**

<b>Overloads</b>	<p>During continuous duty (S1), the following overloads are allowed:                  10% for 1 hour                  15% for 10 minutes                  30% for 4 minutes                  50% for 2 minutes                  These overloads must be occasional and followed by one hour of running at normal load or less.</p>
.....	
<b>Parallel operations</b>	<p>All generators are provided with a amply sized damper cage and are suitable for parallel operations with other generators, when equipped with the paralleling unit. A power factor regulator (to work in parallel with the main) is available on request.</p>
.....	
<b>Transient ratings</b>	<p>All generators can be designed to meet specific reactance values (<math>x'd</math> and <math>x''d</math>). Values can be confirmed by contacting Marelli Motori.</p>
.....	
<b>Three phase short circuit current</b>	<p>All generators equipped with overboosting device to ensure a three phase short circuit current (<math>I_{cc}</math>) higher than 3 times the rated current (<math>I_n</math>): <math>I_{cc} &gt; 300\% I_n</math></p>
.....	
<b>Radio interference</b>	<p>All generators are equipped with Class B Group 1 radio interference filters as defined by EN 55011.</p>
.....	
<b>THD (Total Harmonic Distortion)</b>	<p>The no-load voltage wave form is sinusoidal with THD content less than 2%.</p>
.....	
<b>Vibrations</b>	<p>Vibration level is in accordance with ISO 10816.                  Measurement, evaluation and limits of vibration severity are in accordance with IEC 60034-14.</p>

## Auxiliary devices

### AVR

Automatic voltage regulator mounted on board.

Size	Type
250	MARK V analog
315 - 450	MEC 20 analog/ digital
500 - 560	M40FA610A analog
630 - 710	M63FA310A analog
800 - 900	MEC 100 digital

Digital AVR available for all sizes on request.

### Overboosting device

	Size	Type
Low voltage	250 - 450 (4 poles)	Auxiliary winding
	400 - 450 (>4 poles)	Varicomp
	500 - 710 (all polarities)	Varicomp
	800 - 900	PMG

### Space heaters

Heaters installed at ND-end side (form 500 frame size as standard).

Size	Power (W)
400 - 560	400
630 - 710	600
800 - 900	800

### RTD - PT100

RTD devices available (form 630 frame size as standard):

- 1+1 RTD on each phase of stator winding
- 1 RTD on each bearing

Terminals in auxiliary terminal box.

Other configurations available:

- DUPLEX type
- RTD for inlet / outlet air
- RTD for inlet / outlet water

## Optional features

- Reinforced construction for high linear vibrations
- flanged shaft for direct coupling with engine flywheel (in case of single bearing solution)
- neutral point terminals in separate terminal box
- terminal box inside air duct (internal terminal box)
- cooling system IC 86W with additional forced ventilation
- cooler mounted on side
- increase protection degree up to IP 54, IP 55 or IP 56
- lifted feet to couple the generator with engine on existing baseframe
- redundant rotating rectifier with 12 diodes
- insulated bearing and earthing brush
- AVR supplied loose
- automatic power factor control (analog type)
- digital AVR MEC100 for frame 400 – 710 (supplied loose)
- digital AVR MEC100D with diode failure monitoring
- redundant AVR system
- excitation/overboosting PMG mounted on generator
- lubrication system for sleeve bearing
- other options available on request.





## TEAAC generators: MJV



<b>Model</b>	MJV
<b>Power</b>	Up to 4.550 kVA
<b>Voltages</b>	Up to 1.000 V
<b>Frame</b>	250 ÷ 900
<b>Pole</b>	4, 6, 8, 10 and 12 (over contact MM)
<b>Cooling</b>	IC 611
<b>IP</b>	IP 44. Available up to IP 56
<b>Main applications</b>	Emergency

	4 POLES	6 POLES	8 POLES	10 POLES	12 POLES
kVA (at 60 Hz)	3.500	4.550	4.550	4.550	4.000

### Certificates and testing

#### Applicable standards

Generators are designed in compliance with:

IEC EN 60034 - 1

BS 4999 - 5000

VDE 0530

NF 51 - 100

NF 51 - 111

OVE M - 10

NEMA MG 1.32

Generators conform to EU rules.

UL/CSA certifications available on request.

Aderence to ISO 8528 group G preformance classes.

#### Certificate

Test Certificate supplied with the machine.

Material certificates in accordance with EN 10204 : 2001 can be supplied.

#### Test

See complete list on Test room chapter.

## Main components

<b>Housing</b>	Rigid frame, rugged welded steel fabrication (EN 10025 - S235 JR). Frame is provided with side ribs to increase strength. Marelli Generators for continuous duty operation are designed to meet vibration levels per IEC 60034-14, ISO 10816-1 and BS 5000-3.
.....	
<b>Shield</b>	Made of spheroidal graphite cast-iron (EN 1563) or grey cast-iron (EN 1561) up to 630 frame size. Made of structural steel (EN 10025 – S235 JR) above.
.....	
<b>Shaft</b>	<p><b>General data</b> Made in carbon steel and obtained by lamination (EN 10083 – 2 C40 – TN). Shaft is obtained by forging from 290 mm diameter and above. The shaft is tested by the manufacturer to ensure it is defect-free.</p> <p><b>Shaft design</b> Double bearing generator: cylindrical shaft with key.</p>
.....	
<b>Main terminal box</b>	Mounted on side (right or left will be selected). Made of formable steels EN 10130.
.....	
<b>Fan</b>	Made of aluminum alloy (EN 1706) or structural steel (EN 10025 – S235 JR) depending on application requirements.
.....	
<b>Internal fan</b>	Made of structural steel (EN 10025 - 5235 JR)
.....	
<b>Heat Exchanger</b>	<p><b>Construction</b> Mounted on top of alternator. Tube made of P - AlMgSi UNI 3569 Housing: EN 10025 - 5235JR</p>

## Construction

<b>Enclosure</b>	TEAAC – Totally Enclosed Air to Air Cooled
.....	
<b>Cooling system</b>	IC 611 as per IEC60034-6. Primary fluid (air) driven by a second fan (internal fan) mounted on shaft at ND end side. Internal air is flowing by a fan mounted on the shaft of the generator at the driven side.
.....	
<b>Degree of protection</b>	IP 44 as per IEC60034-5
.....	
<b>Mounting</b>	Horizontal - IM 1001 or IM 1101 as per IEC 60034-7. Other mounting available on request.

## Technical data

<b>Stator/Rotor core</b>	Laminated and enamel-insulated on both sides to minimise eddy-current losses
.....	
<b>Rotor</b>	<p>Salient pole type.          Made by copper flat wire.          H class insulated with enamel coating.          Winding retaining by pass-through bars of high quality steel.          Rotating rectifier: Graetz diode bridge with 6 diodes.          Rotors are dynamically balanced with a half key applied to the shaft extension in accordance with IEC 60034-14 to vibration grade normal A. Special vibration level construction are available.</p>
.....	
<b>Bearing</b>	<p><b>General data</b>          Single or double antifriction bearing grease lubricated (ball or roller type) or oil lubricated sleeve bearing.          The theoretical lifetime of bearings, L10h according to ISO 281/1 standard, of standard horizontal construction generators, without external forces (radial and / or axial) is in excess of 50.000 hours. On request, the lifetime of bearings, L10h can be in excess of 100.000 hours. Locating bearings are on the D end side and floating bearings on the ND end side.</p> <p><b>Bearing selection</b>          Antifriction bearings up to 800 frame size included.          Sleeve bearings from 900 frame size included (available for smaller frame sizes).</p> <p><b>Regreasing system:</b>          Up to 250 frame size:</p> <ul style="list-style-type: none"> <li>• D-end bearing is prelubricated with inner bearing cap and without grease nipple</li> <li>• ND-end bearing is with shield (2Z) without regreasing system</li> </ul> <p>315 - 355 frame size:</p> <ul style="list-style-type: none"> <li>• D-end bearing is fitted with inner bearing cap and with grease nipple</li> <li>• ND-end bearing is with shield (2Z) without regreasing system</li> </ul> <p>400 frame size:</p> <ul style="list-style-type: none"> <li>• D-end bearing is fitted with inner bearing cap and with grease nipple</li> <li>• ND-end bearing is prelubricated with inner bearing cap and without grease nipple</li> </ul> <p>450 frame size and above: both bearings are fitted with grease nipple.</p> <p><b>Bearing insulation</b>          ND end bearing can be insulated to prevent any harmful circulating current from passing through the bearing surfaces.          Insulated antifriction bearings in standard configuration:</p> <ul style="list-style-type: none"> <li>• 4, 6 poles: insulated ND end bearing from 630 frame size</li> <li>• 8 poles: insulated bearing from 400 frame size</li> <li>• 10 poles: insulated bearing from 500 frame size</li> </ul> <p>All ND end sleeve bearings are insulated as standard.</p>
.....	
<b>Impregnation system</b>	Stator and rotor are VPI treated with an unsaturated polyester amide resin which is polymerised in an oven.
.....	
<b>Insulation system</b>	<p>Stator: H class insulated with a synthetic enamel          Rotor: H class insulated with a synthetic enamel</p>
.....	
<b>Protective treatments</b>	<p>Epoxivinilic and polyacrylic. Total minimum thickness 120 micromillimeters.          Epoxivinilic: Epoxy two component products, with vinyl change          Polyacrylic: Two components polyurethane product formulated with unmodified hydroxyl acrylic resin.</p>



## Operating conditions

<b>Overloads</b>	<p>During continuous duty (S1), the following overloads are allowed:</p> <ul style="list-style-type: none"> <li>10% for 1 hour</li> <li>15% for 10 minutes</li> <li>30% for 4 minutes</li> <li>50% for 2 minutes</li> </ul> <p>These overloads must be occasional and followed by one hour of running at normal load or less.</p>
.....	
<b>Parallel operations</b>	<p>All generators are provided with a amply sized damper cage and are suitable for parallel operations with other generators, when equipped with the paralleling unit. A power factor regulator (to work in parallel with the main) is available on request.</p>
.....	
<b>Transient ratings</b>	<p>All generators can be designed to meet specific reactance values (<math>x'd</math> and <math>x''d</math>). Values can be confirmed by contacting Marelli Motori.</p>
.....	
<b>Three phase short circuit current</b>	<p>All generators equipped with overboosting device ensure a three phase short circuit current (<math>I_{cc}</math>) higher than three times the rated current (<math>I_n</math>):</p> <p><math>I_{cc} &gt; 300\% I_n</math></p>
.....	
<b>Radio interference</b>	<p>All generators are equipped with Class B Group 1 radio interference filters as defined by EN 55011.</p>
.....	
<b>THD (Total Harmonic Distortion)</b>	<p>The no-load voltage wave form is sinusoidal with THD content less than 2%.</p>
.....	
<b>Vibrations</b>	<p>Vibration level is in accordance with ISO 10816. Measurement, evaluation and limits of vibration severity are in accordance with IEC 60034-14.</p>

## Auxiliary devices

### AVR

Automatic voltage regulator mounted on board.

Size	Type
250	MARK V analog
315 - 450	MEC 20 analog/ digital
500 - 560	M40FA610A analog
630 - 710	M63FA310A analog

Digital AVR available for all sizes on request.

### Overboosting device

	Size	Type
Low voltage	250 - 450 (4 poles)	Auxiliary winding
	400 - 450 (>4 poles)	Varicomp
	500 - 710 (all polarities)	Varicomp
	800 - 900	PMG

### Space heaters

Heaters installed at ND end side (form 500 frame size as standard)

Size	Power (W)
400 - 560	400
630 - 710	600
800 - 900	800

### RTD - PT100

RTD devices available (form 630 frame size as standard):

- 1+1 RTD on each phase of stator winding
- 1 RTD on each bearing

Terminals in auxiliary terminal box.

Other configurations available:

- DUPLEX type
- RTD for inlet / outlet air
- RTD into oil tank for sleeve bearing

## Optional features

- Flanged shaft for direct coupling with engine flywheel (in case of single bearing solution)
- neutral point terminals in separate terminal box
- cooling system IC 616 with additional forced ventilation
- increase protection degree up to IP 54, IP 55 or IP 56
- lifted feet to couple the generator with engine on existing baseframe
- redundant rotating rectifier with 12 diodes
- insulated bearing and earthing brush
- AVR supplied loose
- automatic power factor control (analog type)
- digital AVR MEC100 for frame 400 – 710 (supplied loose)
- digital AVR MEC100D with diode failure monitoring
- redundant AVR system
- excitation/overboosting PMG mounted generator
- other options available on request.



## Testing facilities

Facilities.....	55
Routine and type test .....	55
Special testing.....	55

## Facilities

Testing surface is 2.800 sqm. Load testing capacity up to 8 MW. Voltage range during test from 400 to 15.000 V. Test benches designed for testing machines up to 35 t in horizontal and vertical configuration.

## Routine and type test

Routine test and type test are carried out in compliance with all major international standards (IEC60034, IEEE, UNI-EN-ISO, MIL-STD), ATEX rules, UL certification and customer specifications.

### Standard test < 500 frame (factory line)

- name plate check
- voltage balance
- phase sequence
- no-load voltage regulation
- load test at power factor 0,1
- quadrature voltage drop test (test for parallel operation)
- low speed protection
- permanent short-circuit test with AVR
- winding insulation resistance test
- high voltage test

### Routine test (standard test included)

- no load characteristic (magnetic curve)
- short circuit characteristics
- auxiliary check

### Standard test ≥ 500 frame (test room)

- name plate check
- winding resistance measurement at cold
- voltage balance
- phase sequence
- no-load voltage regulation
- load test at power factor 0,1
- quadrature voltage drop test (test for parallel operation)
- low speed protection
- permanent short-circuit test with AVR
- winding insulation resistance test
- high voltage test

### Type test (routine test included)

- full load heat run test at power factor 0,1
- vibration
- over speed test
- heat run test

## Special testing

Special tests for the measurement of mechanical and structural vibration and overspeed tests for high-voltage machines (dissipation factor and partial discharges).

We are able to test drive-motor systems in-house in order to ensure perfect compatibility to customer site conditions.

### Special test for generators

- determination of efficiency and losses
- sudden short-circuit test
- waveform deviation and distortion test
- measurement of noise level
- measurement of dissipation factor
- partial discharge test
- shaft voltage measurement
- visual and dimensional check
- voltage response with sudden load change at power factor 0,1
- overload / overcurrent
- IP test



## Services

Our service team.....	57
Aftersales services.....	57



## Our Service team

Marelli Motori offers all-around support throughout the entire operational life of a product.

Our service team is committed to providing a fast, efficient and reliable service that keeps your motors and generators working productively, minimising downtime and lowering whole life costs.

We work closely with our manufacturing facilities to provide the highest levels of aftersales service worldwide, including commissioning, repairs, spare parts supply, technical support, performance enhancements, training courses and maintenance contracts of electrical machines of all makes.

Our service team offers technical advice to help improve performance, reduce operating costs, improve energy efficiency, minimising downtime and improve reliability.

We operate worldwide and are fully in compliance with the international quality rules, utilising highly skilled technicians and precision instruments to keep your machines working.

## Aftersales services

### Field service

Marelli Motori service personnel are trained to react quickly to any situation anywhere in the world. We rapidly analyse the source of machine problems and prescribe solutions which can get you 'up and running' quickly, minimising downtime and production losses.

We understand that, for a plant to operate efficiently, disruption must be kept to a minimum and that, when problems do occur, corrective action must be implemented quickly and effectively.

Marelli Motori Service is the solution to electrical machine problems, offering prompt technical support and ultra-fast response no matter where in the world you are located:

- diagnostic and functional tests
- start-up of brand-new machines
- revamping of regulation systems
- on the spot repairs
- custom-made maintenance programmes
- periodical inspections.

### Commissioning

The Marelli Motori Commissioning Service includes all activities required for the efficient start-up up of the machine during installation, to ensure maximum operational effectiveness from the start.

Our inspection processes during commissioning guarantee that the start-up phase takes place safely and that the correct functional parameters are applied.

The full commissioning option is available to buy with every machine purchase.

### Repairs

Marelli Motori Service also offers repairs and complete refurbishing of motors and generators of any make or model.

Repairs of low, medium and high voltage machines can take place at the Marelli Motori manufacturing facility or at customer premises, delivered by our constantly expanding service network.

Our high tech facilities, which include computerised machine centres, VPI plants, 3D measurement systems, digital and infrared diagnostics tools, along with the our long experience in designing and manufacturing machines, offer the highest quality of repairs and absolute reliability.

All repairs and testing take place in our modern test room that can handle machines up to 5 MW and a 13.8 kV before issuing functional test certificates and detailed repair reports.

Marelli Motori Service overhauls and tests any rotating electrical machine, including third party machines.

The characteristics of the overhaul procedure are:

- manufacturer know-how
- guarantee on the reparation
- original parts used
- tests in the internal testing room
- reports and about the reparations.

In addition Marelli Motori keeps an available stock of machines with common configurations, which can be supplied to customers for temporary use whilst their own machines are overhauled.

### **Spare parts**

Genuine Marelli Motori spare parts are available at the Marelli headquarters, branch offices, and service centres located all over the world, with specific characteristics:

- original and guaranteed parts.
- branded package.
- major equipment assemblies (complete rotors, stators).
- kits of recommended spare parts.
- spare stocks on Marelli Motori branches.

This policy covers all spare parts manufactured by Marelli Motori.

In the event that a component is out-of-production, Marelli Motori Spa will source and propose the suitable interchangeable spare parts. All spare parts are certified by Marelli Motori Spa for the operating conditions proposed.

### **Technical support**

Marelli Motori customers can access our outstanding technical support at all times to ensure their machines are safety, reliable and productive.

Our service engineers and technicians, from headquarter or subsidiaries, are always at our customer's disposal to assist in solving technical issues by either phone or email.

### **Training**

Training courses are available all year round to users and maintenance personnel to ensure the correct operation and maintenance of machines.

Our customised training sections are tailor-made for:

- customers
- users
- operators for the selection operation and maintenance of electrical equipment.

### **Training courses**

Our training courses include:

- electrical generator working principle and troubleshooting
- electric generator setting and maintenance
- digital voltage regulation with MEC100.
- ATEX directive for maintenance of hazardous area motors.

In addition to the training in this brochure, it is possible to specify customised training based on a customer's own requirements. Training language is either in Italian or English. At the end of each course, each participant will receive a personalised certificate, based on the result of a final test.





# Contacts

## Italy HQ

Marelli Motori S.p.A.  
Via Sabbionara 1  
36071 Arzignano (VI)  
Italy  
(T) +39 0444 479 711  
(F) +39 0444 479 888  
info@MarelliMotori.com  
sales@MarelliMotori.com

## Asia

Marelli Asia Pacific Sdn Bhd  
Marelli Manufacturing Asia Sdn Bhd  
Lot 1-8, Persiaran Jubli Perak,  
Seksyen 22, 40300 Shah Alam,  
Selangor D.E.  
Malaysia  
(T) +60 355 171 999  
(F) +60 355 171 883  
Malaysia@MarelliMotori.com  
sales.MY@MarelliMotori.com

## Central Europe

Marelli Motori Central Europe GmbH  
Heilswannenweg 50  
31008 Elze  
Germany  
(T) +49 5068 462 400  
(F) +49 5068 462 409  
Germany@MarelliMotori.com  
sales.DE@MarelliMotori.com

## Middle East

Marelli Motori Middle East  
Unit No: AG-PF-227  
AG Tower Plot No: JLT-PH1-I1A  
Jumeirah Lakes Towers  
Dubai - UAE  
(T) +971 4 383 5435  
UAE@MarelliMotori.com  
sales.UAE@MarelliMotori.com

## South Africa

Marelli Motori South Africa (Pty) Ltd  
Unit 2, corner Director & Megawatt Road  
Spartan Ext. 23  
Kempton Park 1619 Gauteng  
Republic of South Africa  
(T) +27 11 392 1920  
(F) +27 11 392 1668  
SouthAfrica@MarelliMotori.com  
sales.ZA@MarelliMotori.com

## Spain

Calle Constanza 5  
08029 Barcelona  
Spain  
(T) +34 664 464 121  
(F) +34 934 196 094  
Spain@MarelliMotori.com

## United Kingdom

Marelli UK  
The Old Rectory, Main Street  
Glenfield  
Leicester LE3 8DG  
United Kingdom  
(T) +44 116 232 5167  
(F) +44 116 232 5193  
UK@MarelliMotori.com  
sales.UK@MarelliMotori.com

## USA

Marelli USA, Inc  
1620 Danville Road  
Harrodsburg, KY 40330  
USA  
(T) +1 8597 342 588  
(F) +1 8597 340 629  
USA@MarelliMotori.com  
sales.USA@MarelliMotori.com