

Preset counters electromechanic

1 preset, adding

Display 6-digits, manual reset button

FE504, FE514, FE524



FE504 - socket box



FE514 - front panel with screw mount



FE524 - front panel with spring clip mount

Features

- Preset counter with one preset
- Adding
- Display 6-digits
- With reset button

Technical data - electrical ratings

| | |
|----------------------------|--|
| Voltage supply | 24/110 VAC $\pm 10\%$ (50/60 Hz) 230 VAC $+6/-10\%$ (50/60 Hz) 24 VDC $\pm 10\%$ |
| Residual ripple | <48 % |
| Nominal frequency | 50 / 60 Hz |
| Pulse ratio | 1:1 |
| Service life | VDC - 100 million impulses VAC - 50 million impulses |
| Preset | 1 preset |
| Output contact | Change-over contact by micro-switch, one-pole |
| Switching capacity | 100 VA / 30 W |
| Limit switch lifetime | 1 million switching cycles |
| Spark extinguisher | Recommended for inductive load |
| Standard DIN EN 61010-1 | Protection class II Overvoltage category II Pollution degree 2 |
| Emitted interference | DIN EN 61000-6-4 |
| Interference immunity | DIN EN 61000-6-2 |

Preset counters electromechanic

1 preset, adding
Display 6-digits, manual reset button

FE504, FE514, FE524

Technical data - mechanical design

| | |
|-------------------------|---------------------------|
| Display | White numbers on black |
| Number of digits | 6-digits |
| Digit height | 4.5 mm |
| Count mode | 1 impulse = 1 count |
| Step-by-step switching | Adding in 2 half steps |
| Measuring range | 999 999 |
| Zero setting | Manual by reset button |
| Ambient temperature | 0...+45 °C |
| Storage temperature | -20...+70 °C |
| Relative humidity | 80 % non-condensing |
| Protection DIN EN 60529 | IP 41 |
| Connection | Soldering pins (flat) |
| Weight approx. | 160 g |
| Material | Housing: Noryl PPO, black |

FE504

| | |
|----------------------|-------------------|
| Housing type | Socket box |
| Mounting | Socket box |
| Dimensions W x H x L | 50 x 50 x 88.1 mm |
| Cutout dimensions | 50 x 50 mm |
| Mounting depth | 88.3 mm |

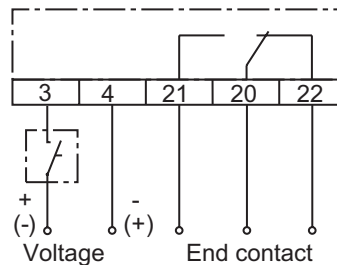
FE514

| | |
|----------------------|---------------------------|
| Housing type | Built-in housing |
| Mounting | Front panel with 2 screws |
| Dimensions W x H x L | 60 x 75 x 61.3 mm |
| Cutout dimensions | 51 x 51 mm |
| Mounting depth | 79.7 mm |

FE524

| | |
|----------------------|-------------------------------|
| Housing type | Built-in housing |
| Mounting | Front panel with spring clips |
| Dimensions W x H x L | 53.2 x 53.2 x 61 mm |
| Cutout dimensions | 51 x 51 mm |
| Mounting depth | 79.7 mm |

Connection diagram



Trigger level

Max. counting speed 10 pulses/s

| | |
|---------------------------|--------------------------------------|
| Voltage | 24/110 VAC ±10 % 230 VAC +6/-10 % |
| Power | 3 VA |
| Min. pulse duration | 50 ms |
| Min. pulse interval | 50 ms |
| Switch on time (at 25 °C) | 100 % |

Max. counting speed 20 pulses/s

| | |
|---------------------------|--------------|
| Voltage | 24 VDC ±10 % |
| Power | 2 W |
| Min. pulse duration | 25 ms |
| Min. pulse interval | 25 ms |
| Switch on time (at 25 °C) | 100 % |

Accessories

Front panels for FE504

| | |
|-----------|--|
| Z 100.02A | Front panel with transparent protective cover, for socket box 50 x 50 mm |
|-----------|--|

Front frames for FE504

| | |
|-----------|--|
| Z 102.01A | Front frame with knob lock provided on transparent cover |
| Z 102.02A | Front frame with cylinder lock provided on transparent cover |
| Z 107.02A | Front frame, insertion cutout 50 x 50 mm |

Preset counters electromechanic

1 preset, adding

Display 6-digits, manual reset button

FE504, FE514, FE524

Part number

Socket box

FE504. 650B [] C

Display
C 6-digits 999 999

Voltage
B3 24 VDC
B5 24 VAC
B8 110 VAC
B9 230 VAC

Zero setting
650B With reset button

Front panel with screw mount

FE514. 650A [] C

Display
C 6-digits 999 999

Voltage
B3 24 VDC
B5 24 VAC
B8 110 VAC
B9 230 VAC

Zero setting
650A With reset button

Front panel with spring clips mount

FE524. 650B [] C

Display
C 6-digits 999 999

Voltage
B3 24 VDC
B5 24 VAC
B8 110 VAC
B9 230 VAC

Zero setting
650B With reset button

Preset counters electromechanic

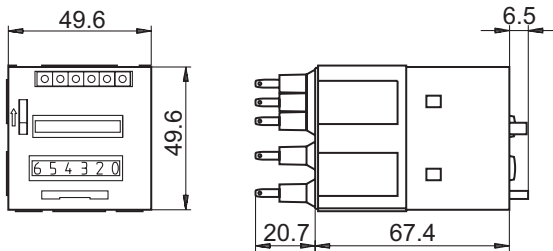
1 preset, adding

Display 6-digits, manual reset button

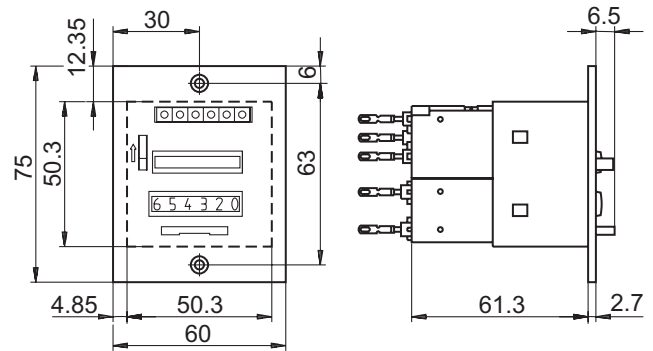
FE504, FE514, FE524

Dimensions

FE504 - socket box



FE514 - front panel with 2 screws



FE524 - front panel with spring clip mount

