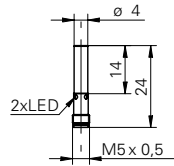


Inductive proximity switch

IFRM 04P15A3/S05L

dimension drawing



general data

mounting type	flush
nominal sensing distance S_n	1 mm
hysteresis	2 ... 20 % of S_r
output indicator	2 port LED red

electrical data

switching frequency	< 5 kHz
voltage supply range +Vs	10 ... 30 VDC
current consumption max. (no load)	12 mA
output circuit	PNP make function (NO)
voltage drop V_d	< 2 VDC
output current	< 100 mA
short circuit protection	yes
reverse polarity protection	yes


mechanical data

type	cylindrical smooth
material (sensing face)	LCP
housing material	stainless steel
dimension	4 mm
housing length	24 mm
connection types	connector M5

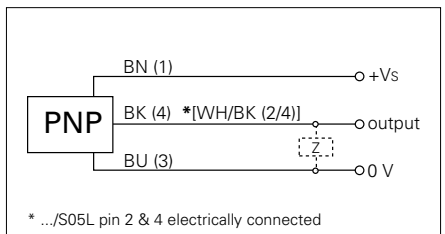
ambient conditions

operating temperature	-25 ... +75 °C
protection class	IP 67

photo



connection diagram



- shortest connector version M5 x 0,5
- 2 port LED