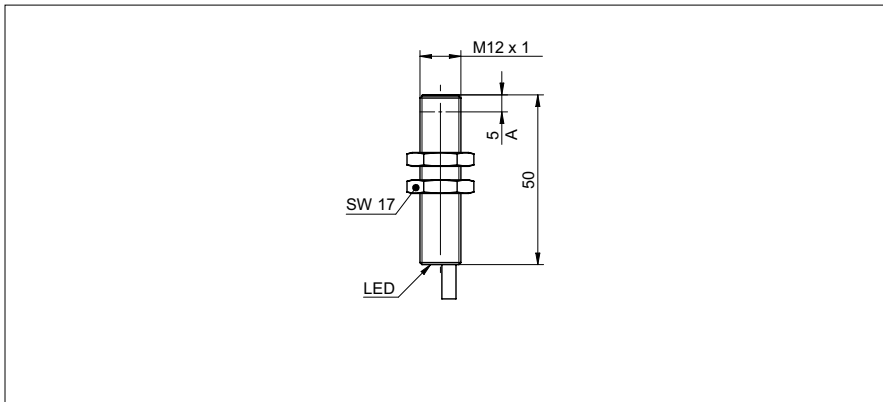


# Inductive proximity switch

**IR12.P06S-11148575**

**dimension drawing**



**general data**

|                                |   |
|--------------------------------|---|
| mounting type                  | flush   |
| special type                   | enhanced distance (GammaProx)                         |
| nominal sensing distance $S_n$ | 6 mm  |
| temperature drift              | $\pm 10 \%$   |
| hysteresis                     | 3 ... 20 % of $S_r$                                   |
| output indicator               | LED red   |
| correction factor typ.         | mild steel 100 %, stainless steel 75 %, aluminum 45 % |

**electrical data**

|                                    |                        |
|------------------------------------|------------------------|
| switching frequency                | < 1 kHz                |
| voltage supply range +Vs           | 6 ... 36 VDC           |
| current consumption max. (no load) | 10 mA                  |
| output circuit                     | PNP make function (NO) |
| voltage drop Vd                    | < 2 VDC                |
| output current                     | < 100 mA               |
| short circuit protection           | yes                    |
| reverse polarity protection        | yes                    |

**mechanical data**

|                         |                      |
|-------------------------|----------------------|
| type                    | cylindrical threaded |
| material (sensing face) | PBT                  |
| housing material        | brass nickel plated  |
| dimension               | 12 mm                |
| housing length          | 50 mm                |
| connection types        | cable, 2 m           |
| tightening torque max.  | 15 Nm (A: 10 Nm)     |

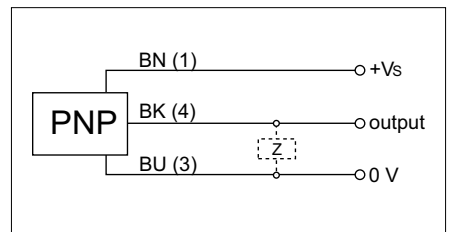
**ambient conditions**

|                       |                |
|-----------------------|----------------|
| operating temperature | -25 ... +75 °C |
| protection class      | IP 67          |

**photo**



**connection diagram**

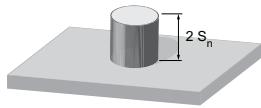


- triple sensing distance

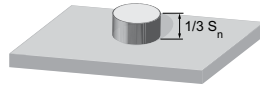
**Inductive proximity switch**

**IR12.P06S-11148575**


**correction factors for different mounting situations (approximate values)**



| Mounting material | Correction factor |
|-------------------|-------------------|
| Mild steel        | 100 %             |
| Stainless steel   | 100 %             |
| Aluminum          | 100 %             |



| Mounting material | Correction factor |
|-------------------|-------------------|
| Mild steel        | 100 %             |
| Stainless steel   | 95 %              |
| Aluminum          | 95 %              |



| Mounting material | Correction factor |
|-------------------|-------------------|
| Mild steel        | not possible      |
| Stainless steel   | 95 %              |
| Aluminum          | 80 %              |

**mounting instructions**

