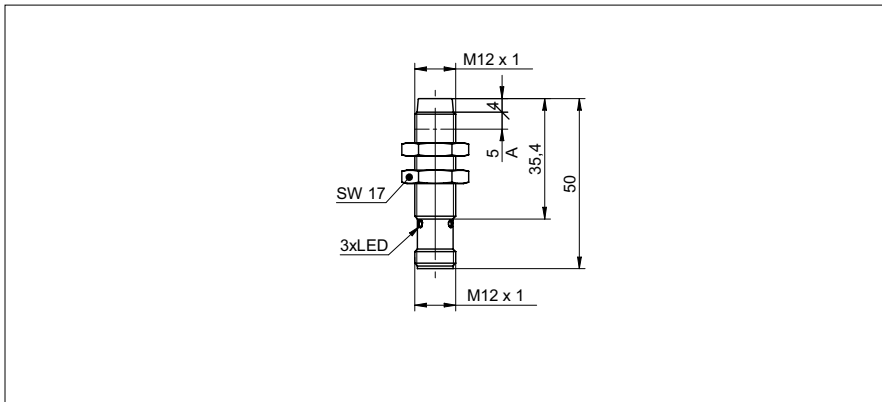


**Inductive proximity switch**

**IR12.P10S-11148328**

**dimension drawing**



**general data**

mounting type	non-flush
special type	enhanced distance (GammaProx)
nominal sensing distance $S_n$	10 mm
temperature drift	$\pm 10\%$ (0 ... +60 °C) $\pm 15\%$ (-25 ... +75 °C)
hysteresis	3 ... 20 % of $S_r$
output indicator	3 port LED red
correction factor typ.	mild steel 100 %, stainless steel 75 %, aluminum 50 %

**electrical data**

switching frequency	< 1,5 kHz
voltage supply range +Vs	6 ... 36 VDC
current consumption max. (no load)	10 mA
output circuit	NPN make function (NO)
voltage drop $V_d$	< 2 VDC
output current	< 100 mA
short circuit protection	yes
reverse polarity protection	yes

**mechanical data**

type	cylindrical threaded
material (sensing face)	PBT
housing material	brass nickel plated
dimension	12 mm
housing length	50 mm
connection types	connector M12
tightening torque max.	15 Nm (A: 10 Nm)

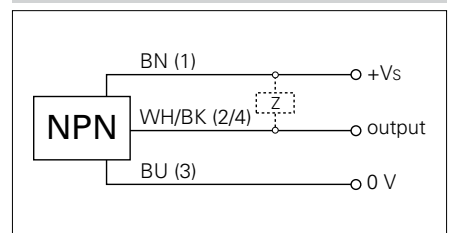
**ambient conditions**

operating temperature	-25 ... +75 °C
protection class	IP 67

**photo**



**connection diagram**

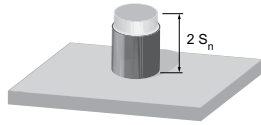


- increased sensing distance

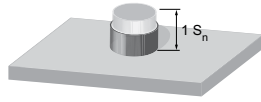
# Inductive proximity switch

# IR12.P10S-11148328


**correction factors for different mounting situations (approximate values)**



Mounting material	Correction factor
Mild steel	100 %
Stainless steel	100 %
Aluminum	100 %



Mounting material	Correction factor
Mild steel	105 %
Stainless steel	100 %
Aluminum	100 %



Mounting material	Correction factor
Mild steel	not possible
Stainless steel	not possible
Aluminum	90 %

**mounting instructions**

