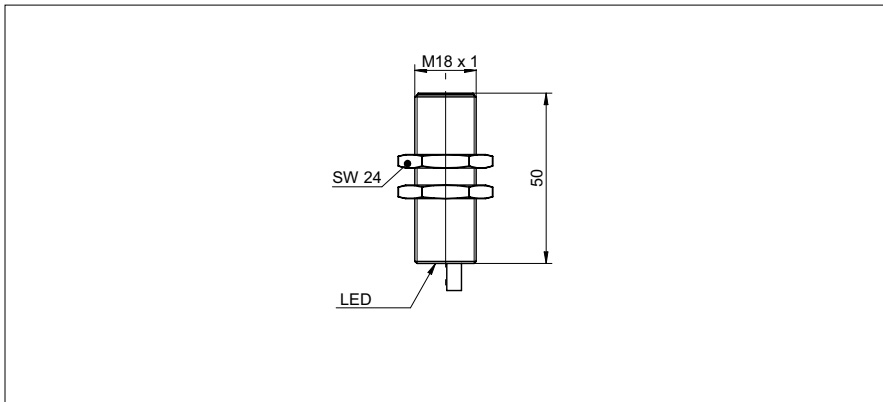


Inductive proximity switch

IR18.P12S-11148902

dimension drawing



general data

mounting type	flush
special type	enhanced distance (GammaProx)
nominal sensing distance S_n	12 mm
temperature drift	$\pm 10 \%$
hysteresis	3 ... 20 % of S_r
output indicator	LED red
correction factor typ.	mild steel 100 %, stainless steel 70 %, aluminum 40 %

electrical data

switching frequency	< 400 Hz
voltage supply range +Vs	6 ... 36 VDC
current consumption max. (no load)	10 mA
output circuit	NPN break function (NC)
voltage drop V_d	< 2 VDC
output current	< 100 mA
short circuit protection	yes
reverse polarity protection	yes

mechanical data

type	cylindrical threaded
material (sensing face)	PBT
housing material	brass nickel plated
dimension	18 mm
housing length	50 mm
connection types	cable, 2 m
tightening torque max.	40 Nm

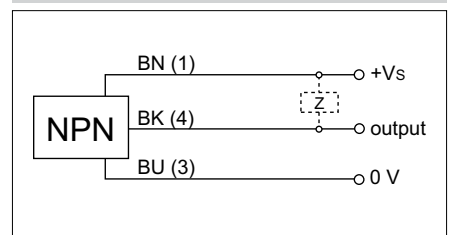
ambient conditions

operating temperature	-25 ... +75 °C
protection class	IP 67

photo



connection diagram

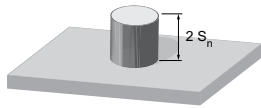


- increased sensing distance

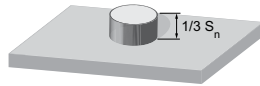
Inductive proximity switch

IR18.P12S-11148902


correction factors for different mounting situations (approximate values)



Mounting material	Correction factor
Mild steel	100 %
Stainless steel	100 %
Aluminum	100 %



Mounting material	Correction factor
Mild steel	105 %
Stainless steel	95 %
Aluminum	95 %



Mounting material	Correction factor
Mild steel	not possible
Stainless steel	110 %
Aluminum	65 %

mounting instructions

