

NH DIN Dual Indication Fuse Links

Class gG/gL, 400Vac, 2 to 630 Amps, Sizes 000 to 3

NH



Standards/Approvals

- IEC 60269, VDE 0636, DIN 43620 Part 1 and 3

Description

A square bodied range of industrial fuse links for a wide variety of applications.

Packaging

All fuse links are packed in 3's

Technical Data

- Size: 000 to 3
- Rated voltage: 400Vac
- Amps: 2 to 630A
- Rated breaking capacity: 120kA
- Rated frequency: 50Hz
- Operating frequency: 45-62Hz
- Design - Steatite insulator
 - Corrosion-resistant aluminium end plates
 - Corrosion-resistant plated steel screws
- Contact blade: Full contact silver plated copper blades

Environmental

- 100% recyclable (including packaging)
- RoHS compliant
- Cadmium and lead free for sizes 000 to 3 (2A to 630A)

Features

- Low watts loss
- Reliable dual indicator system
- Available with or without insulated metal gripping lugs

Catalogue Symbol

- With metal gripping lugs: (amp)NHG(Size)B-400
- With insulated metal gripping lugs: (amp)NHG(Size)BI-400

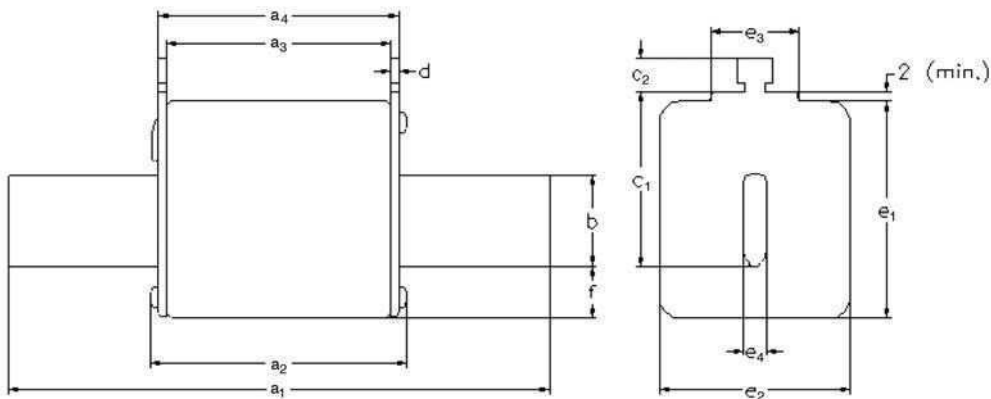
Operation Class: gG/gL

Fuse Holders

- Fuse bases: SB*-D single-pole, TB*-D three-pole
- Fuse rails - vertical: BFR
- Fuse switch disconnectors vertical: BFD
- Fuse switch disconnectors horizontal: BFH

* Select required size of fuse base

Dimensions - mm



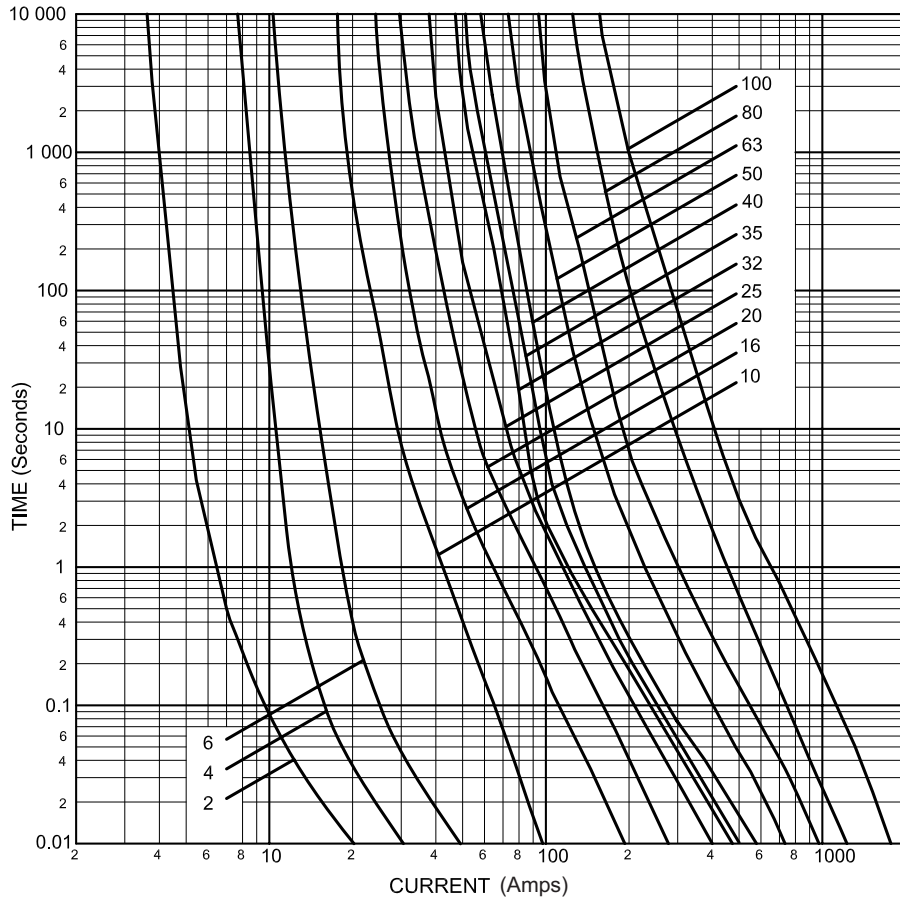
Size	a ₁	a ₂ (max)	a ₃	a ₄	b	c ₁	c ₂	d	e ₁ (max)	e ₂ (max)	e ₃ (max)	e ₄	f (max)
000	78.5±1.5	54	45±1.5	49±1.5	15	35	10	2±0.5	41	21	16	6	8
00	78.5±1.5	54	45±1.5	49±1.5	15	35	11	2±0.5	48	30	25	6	15
01	135±2.5	75	62±2.5	68±2.5	15	40	11	2.5±0.5	48	30	25	6	15
1	135±2.5	75	62±2.5	68±2.5	20	40	11	2.5±0.5	53	52	25	6	15
02	150±2.5	75	62±2.5	68±2.5	20	48	11	2.5±0.5	53	52	25	6	15
2	150±2.5	75	62±2.5	68±2.5	25	48	11	2.5±0.5	61	60	25	6	15
03	150±2.5	75	62±2.5	68±2.5	25	60	11	2.5±0.5	61	60	25	6	15
3	150±2.5	75	62±2.5	68±2.5	32	60	11	3±0.5	75	70	25	6	18

NH DIN Dual Indication Fuse Links

Class gG/gL, 400Vac, 2 to 100 Amps, Size 000

NH

Size 000 Time-Current Characteristics

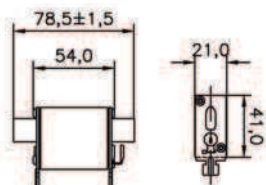


Size 000 Technical Data

Part Numbers with Metal Gripping Lugs	Part Numbers with Insulated Metal Gripping Lugs	Amp Rating	I ² t (Amps ² Seconds)		Watts Loss	Net Weight per Fuse
			Minimum Pre-arcing	*I ₁ 120kA @ 400Vac		
2NHG000B-400	2NHG000BI-400	2	4	6	3.9	0.133 kg
4NHG000B-400	4NHG000BI-400	4	6	12	1.4	
6NHG000B-400	6NHG000BI-400	6	14	21	2.2	
10NHG000B-400	10NHG000BI-400	10	58	174	1.5	
16NHG000B-400	16NHG000BI-400	16	234	800	2.3	
20NHG000B-400	20NHG000BI-400	20	584	1800	2.2	
25NHG000B-400	25NHG000BI-400	25	1000	2800	3.1	
32NHG000B-400	32NHG000BI-400	32	2400	9600	2.8	
35NHG000B-400	35NHG000BI-400	35	2900	11300	2.8	
40NHG000B-400	40NHG000BI-400	40	4100	16400	3.0	
50NHG000B-400	50NHG000BI-400	50	4000	12000	3.4	
63NHG000B-400	63NHG000BI-400	63	6000	20400	4.5	
80NHG000B-400	80NHG000BI-400	80	9900	35700	4.7	
100NHG000B-400	100NHG000BI-400	100	18100	39800	5.3	

* I₁ is the maximum breaking capacity test at rated voltage according to IEC 60269 requirements.

Dimensions - mm

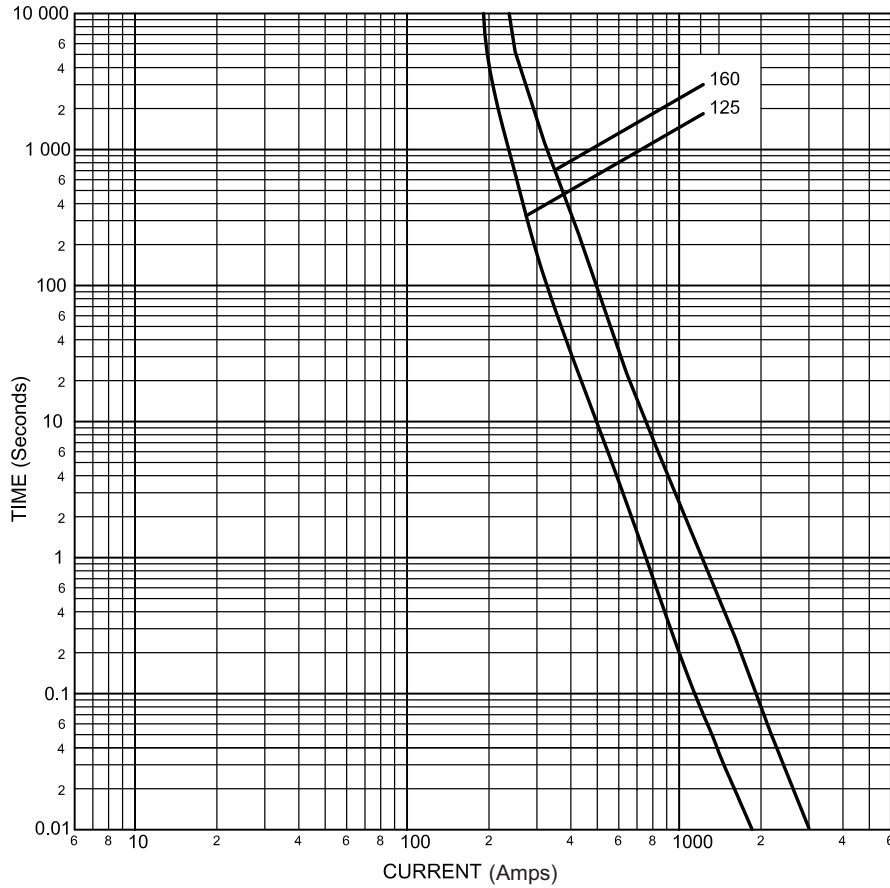


NH DIN Dual Indication Fuse Links

Class gG/gL, 400Vac, 125 & 160 Amps, Size 00

NH

Size 00 Time-Current Characteristics

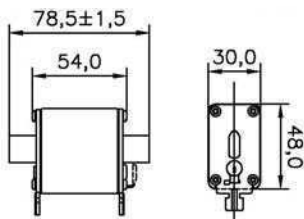


Size 00 Technical Data

Part Numbers with Metal Gripping Lugs	Part Numbers with Insulated Metal Gripping Lugs	Amps Rating	I^2t (Amps ² Seconds)		Watts Loss	Net Weight per Fuse
			Minimum Pre-arcing	* I_1 120kA @ 400Vac		
125NHG00B-400	125NHG00BI-400	125	25000	90000	7.7	0.185 kg
160NHG00B-400	160NHG00BI-400	160	60000	126000	7.8	

* I_1 is the maximum breaking capacity test at rated voltage according to IEC 60269 requirements.

Dimensions - mm

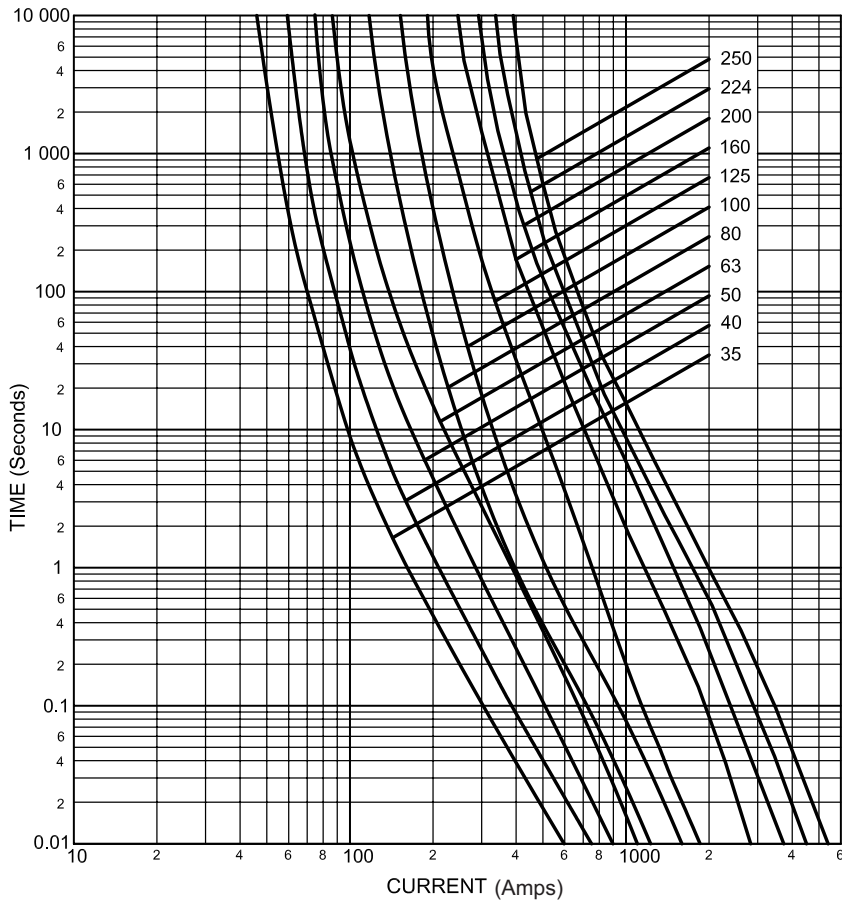


NH DIN Dual Indication Fuse Links

Class gG/gL, 400Vac, 35 to 250 Amps, Sizes 01 & 1

NH

Size 01 & 1 Time-Current Characteristics



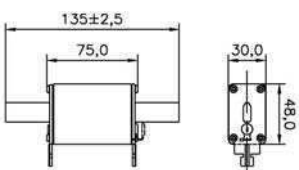
Size 01 & 1 Technical Data

Part Numbers with Metal Gripping Lugs	Part Numbers with Insulated Metal Gripping Lugs	Amp Rating	I^2t (Amps ² Seconds)		Watts Loss	Net Weight per Fuse
			Minimum Pre-arcing	I_1 120kA @ 400Vac		
35NHG01B-400	35NHG01BI-400	35	2400	7600	4.4	0.269kg
40NHG01B-400	40NHG01BI-400	40	3300	10600	5.0	
50NHG01B-400	50NHG01BI-400	50	4200	10400	4.4	
63NHG01B-400	63NHG01BI-400	63	6600	16300	5.6	
80NHG01B-400	80NHG01BI-400	80	9600	33600	6.7	
100NHG01B-400	100NHG01BI-400	100	16000	56000	7.0	
125NHG01B-400	125NHG01BI-400	125	24000	86400	9.0	
160NHG01B-400	160NHG01BI-400	160	53000	111300	10.0	
200NHG1B-400	200NHG1BI-400	200	80000	296000	13.0	0.387kg
224NHG1B-400	224NHG1BI-400	224	125000	462500	13.0	
250NHG1B-400	250NHG1BI-400	250	180000	666000	14.0	

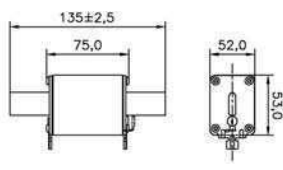
* I_1 is the maximum breaking capacity test at rated voltage according to IEC 60269 requirements.

Dimensions - mm

Size 01



Size 1

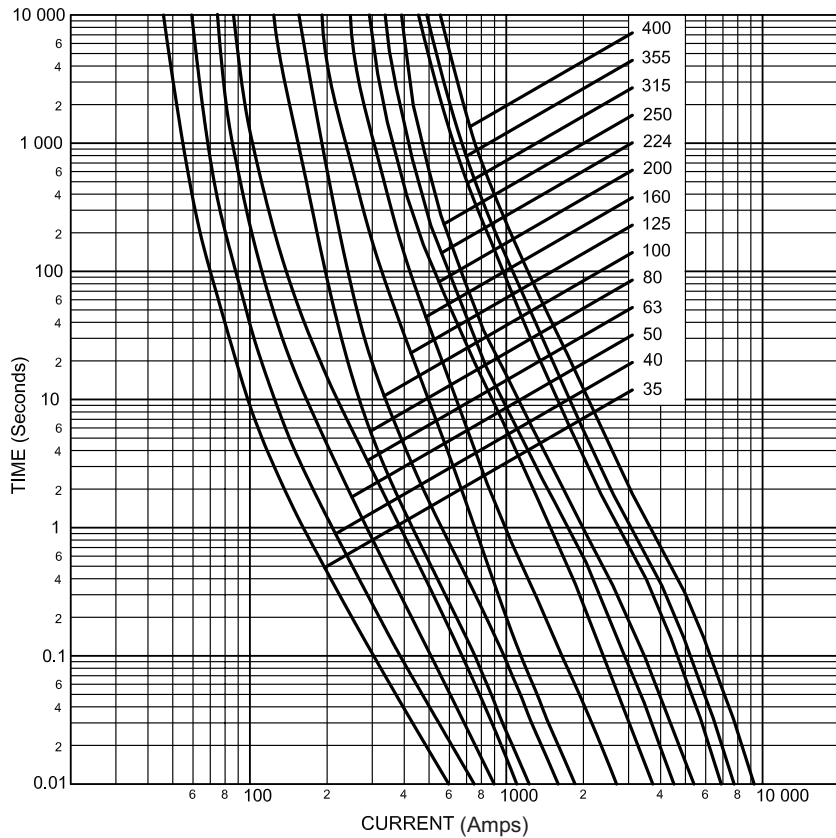


NH DIN Dual Indication Fuse Links

Class gG/gL, 400Vac, 35 to 400 Amps, Sizes 02 & 2

NH

Size 02 & 2 Time-Current Characteristics

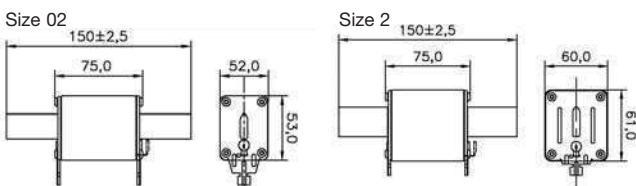


Size 02 & 2 Technical Data

Part Numbers with Metal Gripping Lugs	Part Numbers with Insulated Metal Gripping Lugs	Amp Rating	i ² t (Amps ² Seconds)		Watts Loss	Net Weight per Fuse
			Minimum Pre-arcing	*I ₁ 120kA @ 400Vac		
35NHG02B-400	35NHG02BI-400	35	2400	7600	4.4	0.402kg
40NHG02B-400	40NHG02BI-400	40	3300	10600	5.0	
50NHG02B-400	50NHG02BI-400	50	4200	10400	4.8	
63NHG02B-400	63NHG02BI-400	63	6600	16300	5.5	
80NHG02B-400	80NHG02BI-400	80	10000	34800	5.5	
100NHG02B-400	100NHG02BI-400	100	16000	56000	7.0	
125NHG02B-400	125NHG02BI-400	125	24000	86400	9.0	
160NHG02B-400	160NHG02BI-400	160	50000	185000	10.0	
200NHG02B-400	200NHG02BI-400	200	80000	296000	13.0	
224NHG02B-400	224NHG02BI-400	224	125000	426520	13.0	
250NHG02B-400	250NHG02BI-400	250	180000	666000	14.0	0.630kg
315NHG2B-400	315NHG2BI-400	315	280000	924000	19.0	
355NHG2B-400	355NHG2BI-400	355	350000	1155000	22.0	
400NHG2B-400	400NHG2BI-400	400	507000	1673100	24.0	

* I₁ is the maximum breaking capacity test at rated voltage according to IEC 60269 requirements.

Dimensions - mm

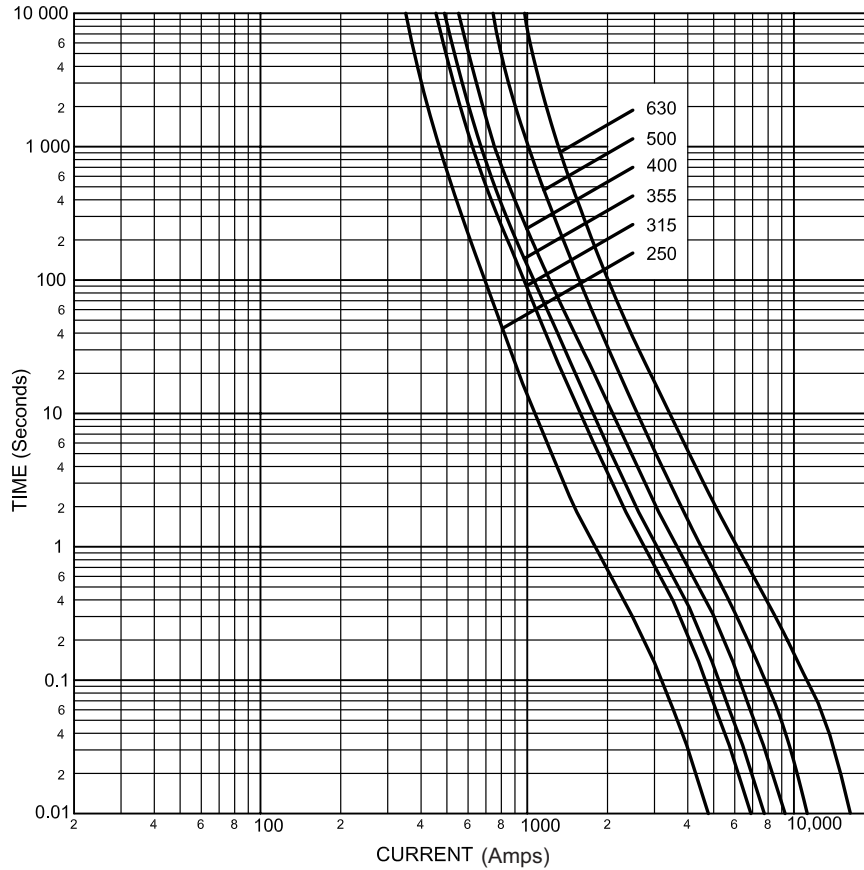


NH DIN Dual Indication Fuse Links

Class gG/gL, 400Vac, 250 to 630 Amps, Sizes 03 & 3

NH

Size 03 & 3 Time-Current Characteristics

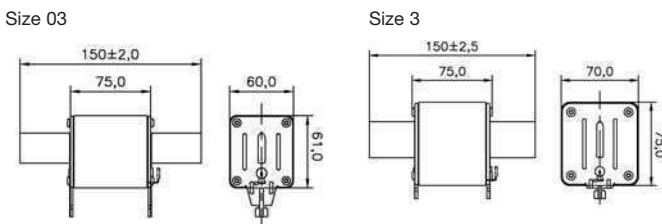


Size 03 & 3 Technical Data

Part Numbers with Metal Gripping Lugs	Part Numbers with Insulated Metal Gripping Lugs	Amp Rating	i ² t (Amps ² Seconds)		Watts Loss	Net Weight per Fuse
			Minimum Pre-arcing	*I ₁ 120kA @ 400Vac		
250NHG03B-400	250NHG03BI-400	250	115000	379500	18	0.634kg
315NHG03B-400	315NHG03BI-400	315	280000	924000	19	
355NHG03B-400	355NHG03BI-400	355	350000	1155000	22	
400NHG03B-400	400NHG03BI-400	400	507000	1673100	24	
500NHG3B-400	500NHG3BI-400	500	686000	2605200	28	1.043kg
630NHG3B-400	630NHG3BI-400	630	1590000	6201000	36	

* I₁ is the maximum breaking capacity test at rated voltage according to IEC 60269 requirements.

Dimensions - mm



NH DIN Dual Indication Fuse Links
Class gG/gL, 400Vac, 2 to 630 Amps, Sizes 000 to 3

NH

Sizes 000 to 3 Cut-Off Current Characteristics

