

Bussmann series Camaster and Safeloc fuse holders



Product description

Eaton's Bussmann series British standard fuse holders range is specifically designed to fit British standard fuse links.

Catalogue symbol for Camaster range

- CM(amp)F: Front connected
- CM(amp)FC: Front connected compact

Agency information:

- ASTA Certified to IEC 60269

Weights:

- CM20F: 130 grams
- CM32FC: 130 grams
- CM32F: 158 grams
- CM63F: 210 grams
- CM100F: 207 grams

Technical data:

- Rated voltage: 690 V a.c.
- Rated current: 20 to 100 A

Packaging:

- 20 to 63 A: 10 per pack
- 100 A: 5 per pack

Table 1. Part numbers details

Fuse holder description	Colour	20 A	32 A	63 A	100 A
Front connected	Black	CM20F	CM32F*	CM63F*	CM100F*
	Green		CM32FG*		
	White		CM32FW*	CM63FW*	CM100FW*
Front connected compact	Black		CM32FC		
	Green		CM32FCG		
	White		CM32FCW		

* Back studs can be retrofitted as standard

Table 2. Technical data

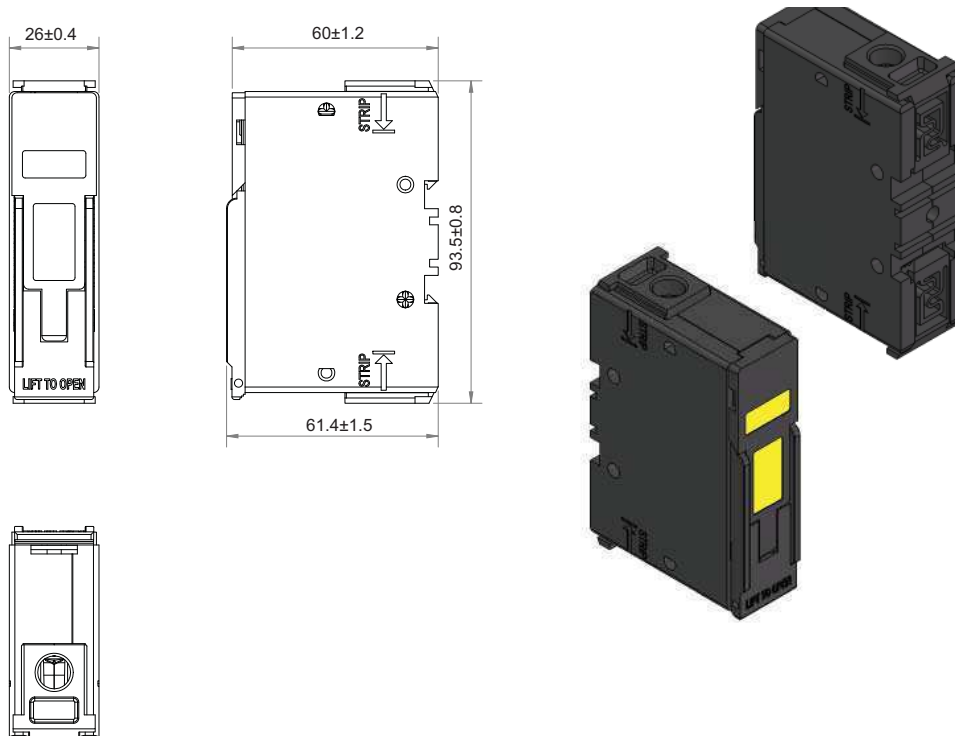
Part numbers	Rated current (Amps)	Rated voltage (V a.c.)	Agency markings	Minimum conductor size	Maximum conductor size	Suggested terminal torque values	Compatible fuse links	Packaging
CM20F	20	690	ASTA certified to IEC 60269	0.5 mm ²	16 mm ²	2 to 2.5 Nm	NITD, NIT	10
CM32FC	32			0.5 mm ²	16 mm ²	2 to 2.5 Nm	NITD, NIT	10
CM32F	32			1.5 mm ²	16 mm ²	2 to 2.5 Nm	AAO, TIA	10
CM63F	63			1.5 mm ²	70 mm ²	3 to 3.5 Nm	BAO, TIS	10
CM100F	100			1.5 mm ²	70 mm ²	3 to 3.5 Nm	OSD	5

Table 3. Accessories

Catalogue numbers	Description	Pack quantity
32BSC	Back stud for 20-32 A Compact Camaster	10
32BS	Back stud conversion kit for 32 A Camaster	10
63-100BS	Back stud for 63-100 A Camaster	5
32CMLC	Neutral link for 32 A Compact Camaster	10
32CML	Neutral link for 32 A Camaster	1
63-100CML	Neutral link for 63-100 A Camaster	1
32LSCC	Lockable safety carrier 20-32 A Compact	3
32LSC	Lockable safety carrier 32 A	3
63-100LSC	Lockable safety carrier 63-100 A	3
NI	Neon indicator for 32-100 A	3

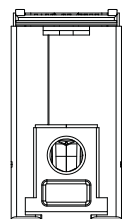
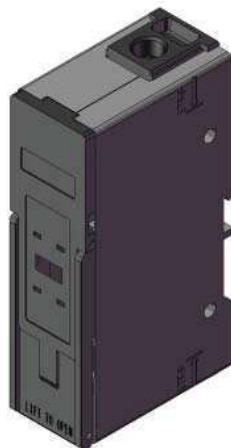
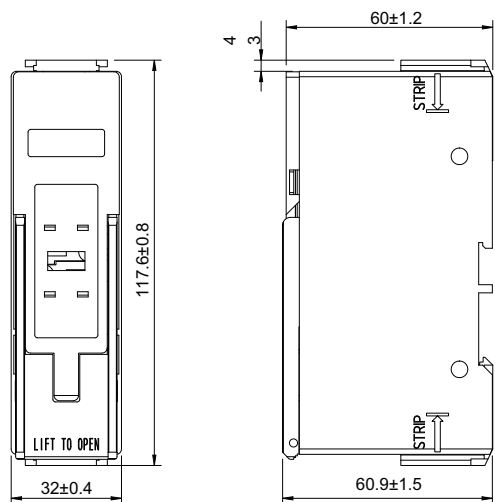


Dimensions - mm

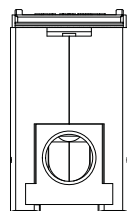
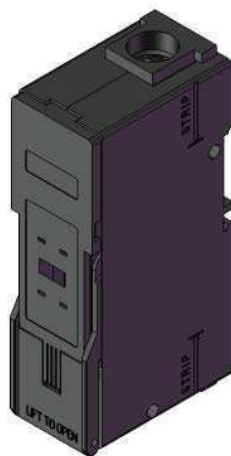
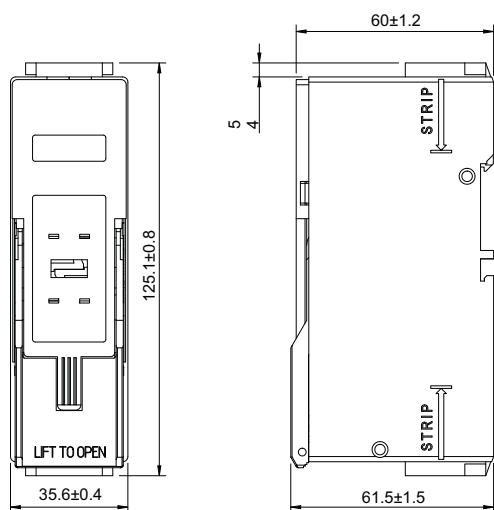


CM20F and CM32FC

Dimensions - mm

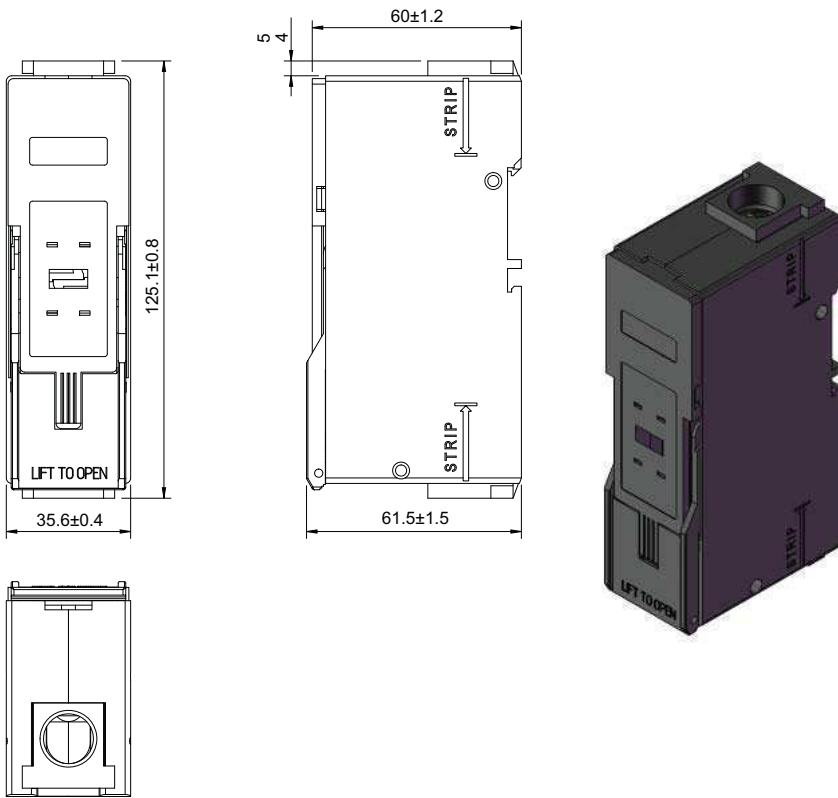


CM32F



CM63F

Dimensions - mm



CM100F

Catalogue symbol for Safeloc

- See table below

Agency information:

- ASTA Certified to IEC 60269

Technical data:

- Rated voltage: 550 V a.c.
- Rated current: 32 to 63 A

Packaging:

- 32 A: 10 per pack
- 63 A: 5 per pack

Table 4. Part numbers details

Fuse holder description	Colour	32 A	63 A
Back stud/back stud	Black	32NNSBS	63ENSBS
	Green	32NNSBSGREEN	
	White	32NNSBSWHITE	63ENSBSWHITE
Front connected/front connected	Black	32NNSF	63ENSF
	Green	32NNSFGREEN	
	White	32NNSFWHITE	63ENSFWHITE
Front connected/back stud	Black	32NNSFBS	63ENSFBS
	White	32NNSFBSWHITE	63ENSFBSWHITE

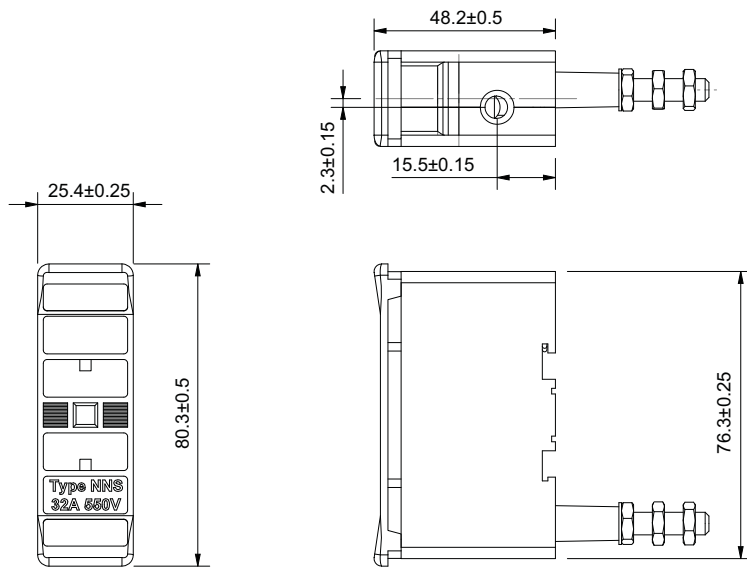
Table 5. Technical data

Rated current (Amps)	Rated voltage (V a.c.)	Agency markings	Minimum conductor size	Maximum conductor size	Suggested terminal torque values	Compatible fuse links	Packaging
32	550	ASTA certified to IEC 60269	0.5 mm ²	16 mm ²	2-2.5 Nm	NSD	10
63			1.5 mm ²	35 mm ²	3-3.5 Nm	ESD	5

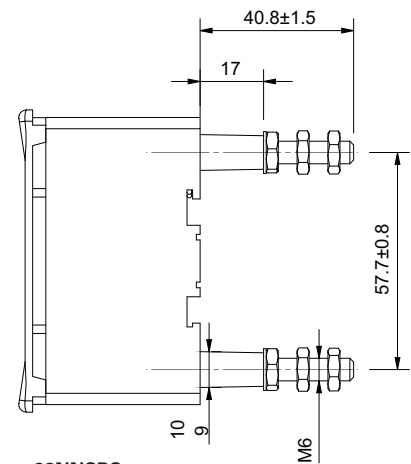
Weights:

- 32NNSBS: 113 grams
- 32NNSF: 85 grams
- 32NNSFBS: 100 grams
- 63ENSBS: 255 grams
- 63ENSF: 175 grams
- 63ENSFBS: 215 grams

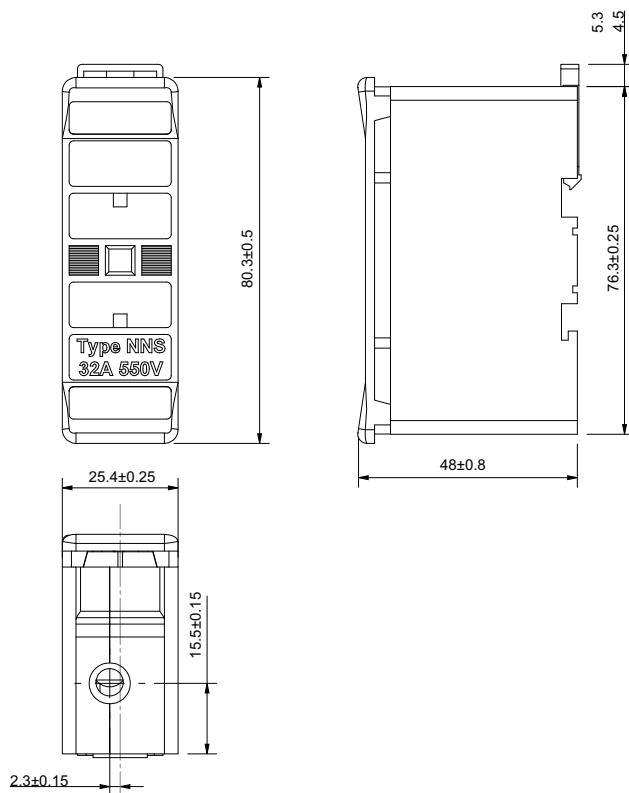
Dimensions - mm



32NNSFBS
Front connected/back stud

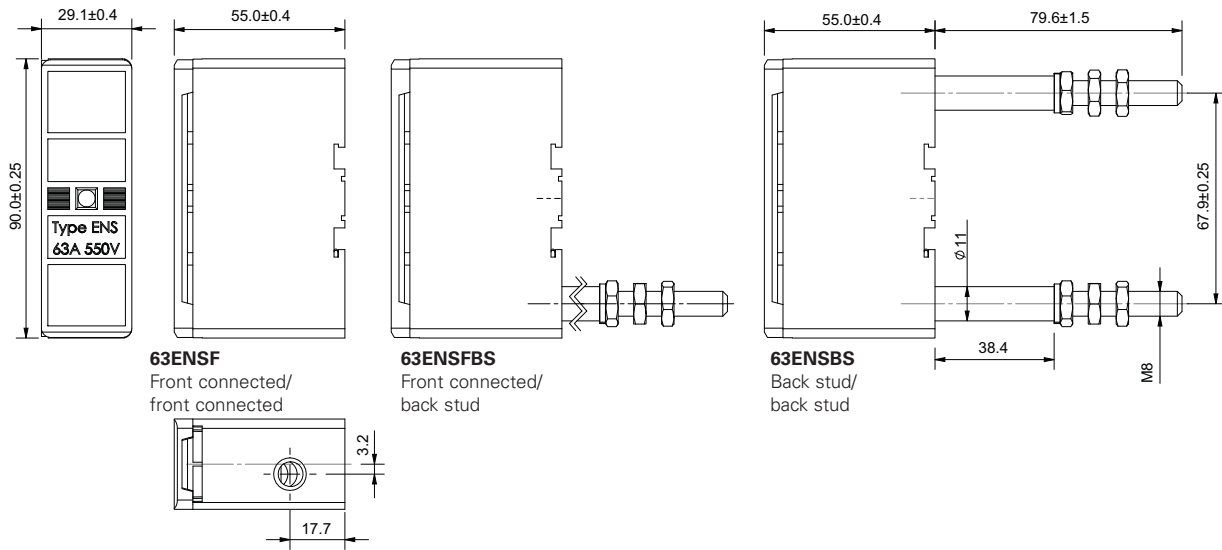


32NNSBS
Back stud/back stud



32NNSF
Front connected/front connected

Dimensions - mm



Changes to the products, to the information contained in this document, and to prices are reserved; so are errors and omissions. Only order confirmations and technical documentation by Eaton is binding. Photos and pictures also do not warrant a specific layout or functionality. Their use in whatever form is subject to prior approval by Eaton. The same applies to Trademarks (especially Eaton, Moeller, and Cutler-Hammer). The Terms and Conditions of Eaton apply, as referenced on Eaton Internet pages and Eaton order confirmations.

Eaton
EMEA Headquarters
Route de la Longeraie 7
1110 Morges, Switzerland
Eaton.eu

© 2015 Eaton
All Rights Reserved
PDF only
Publication No. 10415
June 2015