

Low-Peak™ LPJ Class J 600Vac/300Vdc, 70-600A, dual element, time-delay fuses



Available with *easyID™* open fuse indication

Catalog symbols:

- LPJ-(amp)SP (non-indicating)
- LPJ-(amp)SPI (indicating)

Description:

Bussmann® series Ultimate protection LPJ Class J dual element, current-limiting, time-delay fuses available with optional open fuse indication. Time-delay – 10 seconds (minimum) at 500% of rated current.

Specifications:

Ratings

- Volts
 - 600Vac
 - 300Vdc
- Amps 70-600A
- IR
 - 300kA Vac RMS Sym.
- 100kA Vdc

Agency information

- UL® Listed, Guide JDDZ, File E4273
- CSA® Certified, Class 1422-02, File 53787, Class J per CSA C22.2 No. 248.8
- CE
- RoHS compliant



Catalog numbers (amps) - non-indicating fuses*

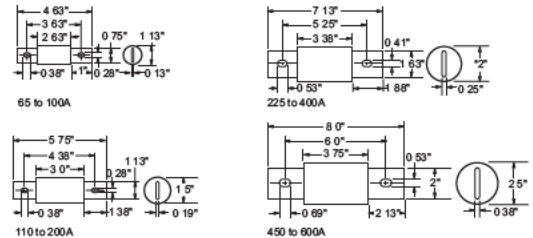
| | | | |
|-----------|-----------|-----------|-----------|
| LPJ-70SP | LPJ-125SP | LPJ-250SP | LPJ-500SP |
| LPJ-80SP | LPJ-150SP | LPJ-300SP | LPJ-600SP |
| LPJ-90SP | LPJ-175SP | LPJ-350SP | |
| LPJ-100SP | LPJ-200SP | LPJ-400SP | |
| LPJ-110SP | LPJ-225SP | LPJ-450SP | |

*Open fuse indication available on all part numbers by inserting the suffix "I," e.g., LPJ-90SPI. Requires 75Vac minimum voltage.

Carton Quantity:

| Amp rating | Carton qty. |
|------------|-------------|
| 70-200 | 5 |
| 225-600 | 1 |

Dimensions - in:



Features:

- Industry's only UL Listed and CSA Certified fuse with a 300kA interrupting rating that allows for simple, worry-free installation in virtually any application.
- Fast short-circuit protection and dual-element, time-delay performance provide ultimate protection.
- Reduces existing fuse inventory by up to 33% when upgrading to Low-Peak fuses.
- Consistent 2:1 ampacity ratios for all Low-Peak fuses make selective coordination easy.
- Long time-delay minimizes needless fuse openings due to temporary overloads and transient surges.
- Current-limitation protects downstream components against damaging thermal and magnetic effects of short-circuit currents.
- Dual-element fuses have lower resistance than ordinary fuses so they run cooler.
- Can often be sized for back-up protection against motor burnout from overload or single-phasing if other overload protective devices fail.
- Proper sizing can provide "no damage" Type 2 coordinated protection for NEMA® and IEC® motor controllers.
- Space-saving package for equipment downsizing.

Recommended fuse blocks:

| Fuse amps | 1-Pole | 2-Pole | 3-Pole |
|-----------|-------------|-------------|-------------|
| 70-100 | JM60100-1CR | JM60100-2CR | JM60100-3CR |
| 110-200 | JM60200-1CR | JM60200-2CR | JM60200-3CR |
| 225-400 | JM60400-1CR | JM60400-2CR | JM60400-3CR |
| 450-600 | JM60600-1CR | JM60600-2CR | JM60600-3CR |

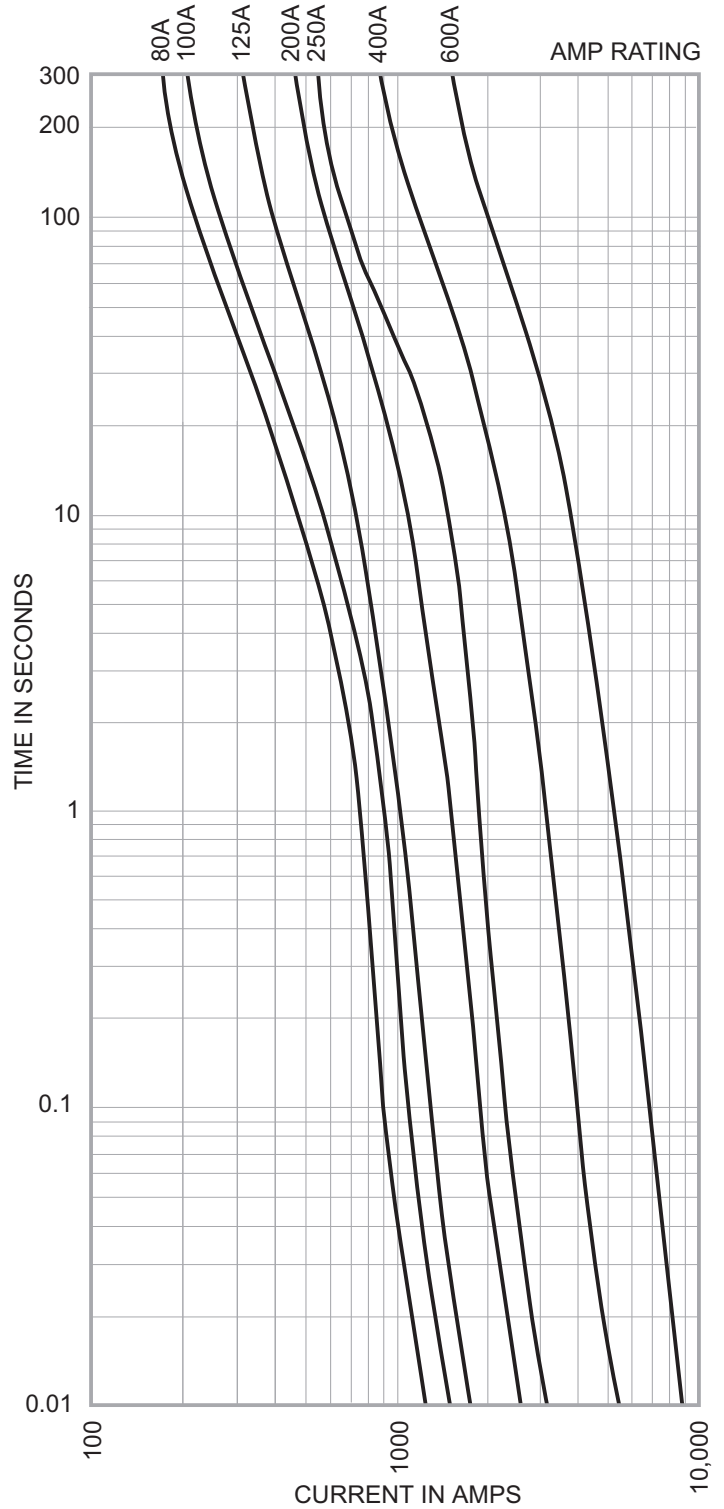
For additional information on the JM fuse blocks, see product brochure no. 3192.

Fuse reducers for Class J fuses:

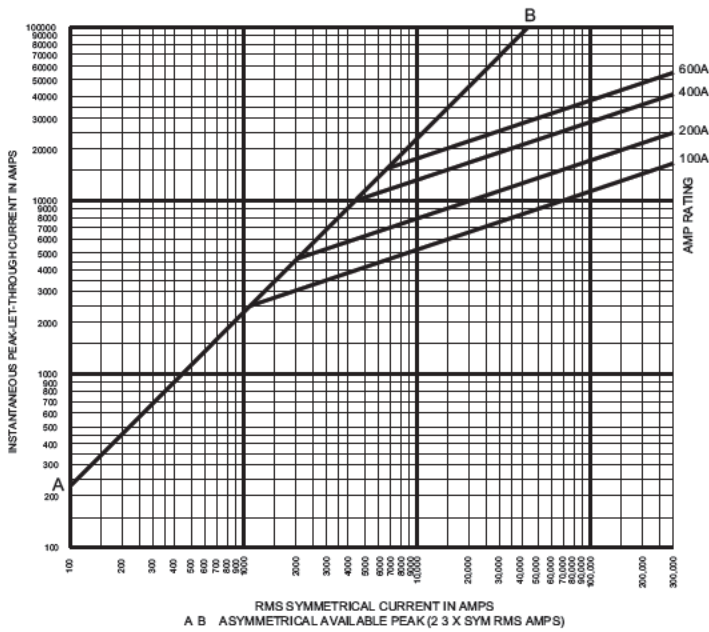
| Equipment fuse clips | Desired fuse (case) size | Catalog numbers (pairs) |
|----------------------|--------------------------|-------------------------|
| 100A | 30A | J-13 |
| | 60A | J-16 |
| 200A | 60A | J-26† |
| | 100A | J-21† |
| 400A | 100A | J-41† |
| | 200A | J-42† |
| 600A | 200A | J-62† |
| | 400A | J-64† |

† Not for bolt-in applications.

Time-current curves - average melt:



Current-limitation curves:



Current-limiting effects:

| Prospective S.C.C. | Let-through current (apparent RMS symmetrical vs. fuse rating) | | | |
|--------------------|--|--------|--------|--------|
| | 100A | 200A | 400A | 600A |
| 1000 | 1000 | 1000 | 1000 | 1000 |
| 3000 | 2000 | 2000 | 3000 | 3000 |
| 5000 | 2000 | 3000 | 5000 | 5000 |
| 10,000 | 2000 | 4000 | 6000 | 8000 |
| 15,000 | 3000 | 4000 | 7000 | 9000 |
| 20,000 | 3000 | 4000 | 7000 | 10,000 |
| 25,000 | 3000 | 5000 | 8000 | 10,000 |
| 30,000 | 3000 | 5000 | 8000 | 11,000 |
| 35,000 | 4000 | 5000 | 9000 | 12,000 |
| 40,000 | 4000 | 6000 | 9000 | 12,000 |
| 50,000 | 4000 | 6000 | 10,000 | 13,000 |
| 60,000 | 4000 | 6000 | 11,000 | 14,000 |
| 80,000 | 5000 | 7000 | 12,000 | 15,000 |
| 100,000 | 5000 | 8000 | 12,000 | 17,000 |
| 150,000 | 6000 | 9000 | 14,000 | 19,000 |
| 200,000 | 6000 | 9000 | 16,000 | 21,000 |
| 250,000 | 7000 | 10,000 | 17,000 | 23,000 |
| 300,000 | 7000 | 11,000 | 18,000 | 24,000 |

The only controlled copy of this data sheet is the electronic read-only version located on the Eaton network drive. All other copies of this document are by definition uncontrolled. This bulletin is intended to clearly present comprehensive product data and provide technical information that will help the end user with design applications. Eaton reserves the right, without notice, to change design or construction of any products and to discontinue or limit distribution of any products. Eaton also reserves the right to change or update, without notice, any technical information contained in this bulletin. Once a product has been selected, it should be tested by the user in all possible applications.

Eaton
1000 Eaton Boulevard
Cleveland, OH 44122
Eaton.com

Bussmann Division
114 Old State Road
Ellisville, MO 63021
United States
Eaton.com/bussmannseries

© 2016 Eaton
All Rights Reserved
Printed in USA
Publication No. 1007 — BU-SB13689
February 2016

Eaton, Bussmann and Low-Peak are valuable trademarks of Eaton in the US and other countries. You are not permitted to use the Eaton trademarks without prior written consent of Eaton.

CSA is a registered trademark of the Canadian Standards Group.
IEC is a registered trademark of the International Electrotechnical Commission.
NEMA is a registered trademark of the National Electrical Manufacturers Association.
UL is a registered trademark of the Underwriters Laboratories, Inc.

For Eaton's Bussmann series
product information,
call **1-855-287-7626** or visit:
Eaton.com/bussmannseries

Follow us on social media to get the latest product and support information.

