

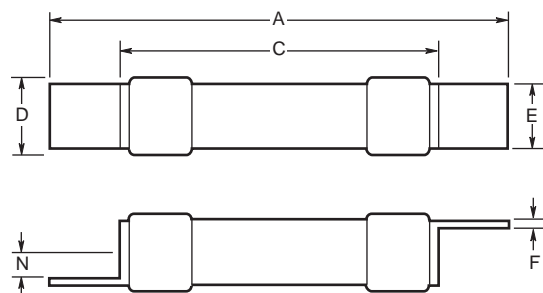
# HRCI-CB Industrial Ceramic Body Fuse

## Clip-In Mounting

CIF06



### Dimensional Data



**Catalog Symbol:** CIF06B (1 - 30A)

600Vac; 250Vdc

**Interrupting Rating:** 200,000A RMS Symmetrical

CSA C22.2 NO. 106-M92 (3-30A only)

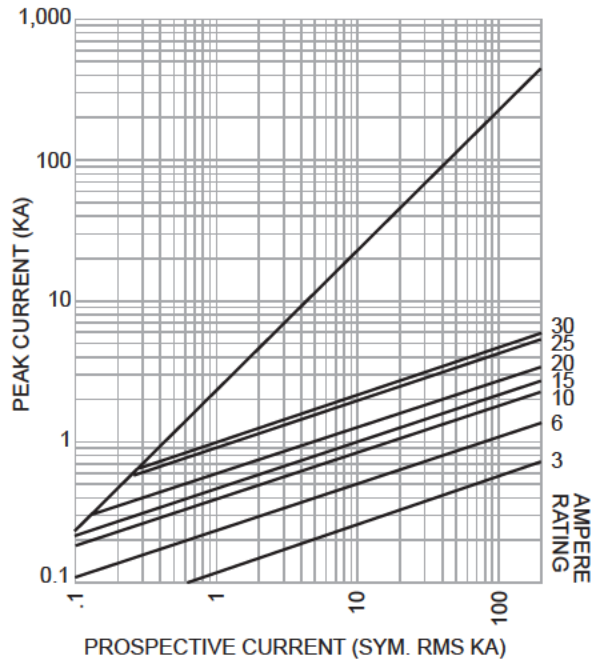
- Industrial miniature fuse with offset blades for clip-in mounting.
- Ground ceramic body with plated endcaps.
- Provides both short circuit and overload protection.
- CIF06 fits the 30A SafeLOC fuseholder.

Type	Catalog Symbol	Amps	Dimensions in Inches and (mm)					
			A	E	F	N	C	D
HRCI-CB	CIF06B	1-30A	2.38 (60.40)	.50 (12.70)	.03 (0.81)	.14 (3.50)	1.44 (35.50)	.54 (13.80)

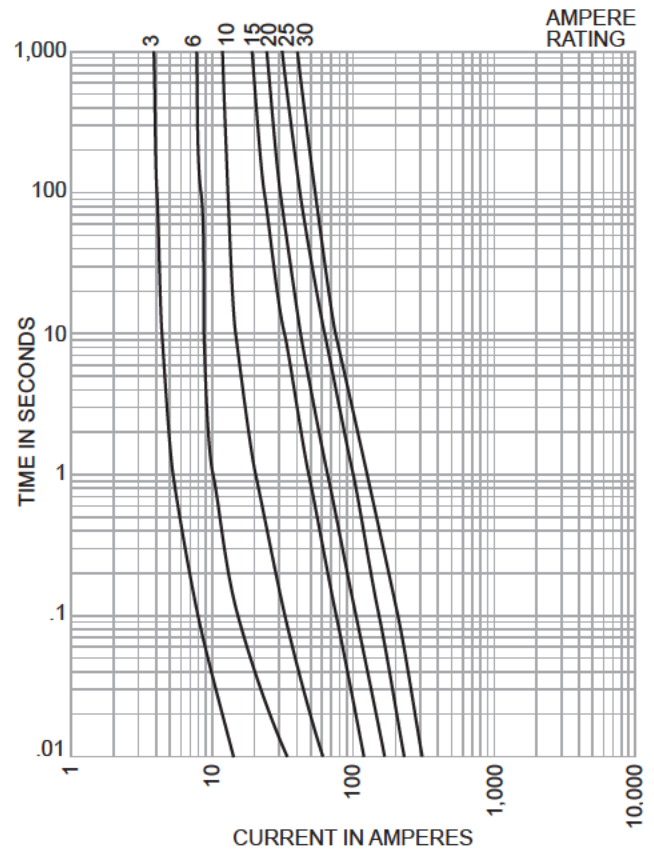
# HRCI-CB Industrial Ceramic Body Fuse Clip-In Mounting

## CIF06

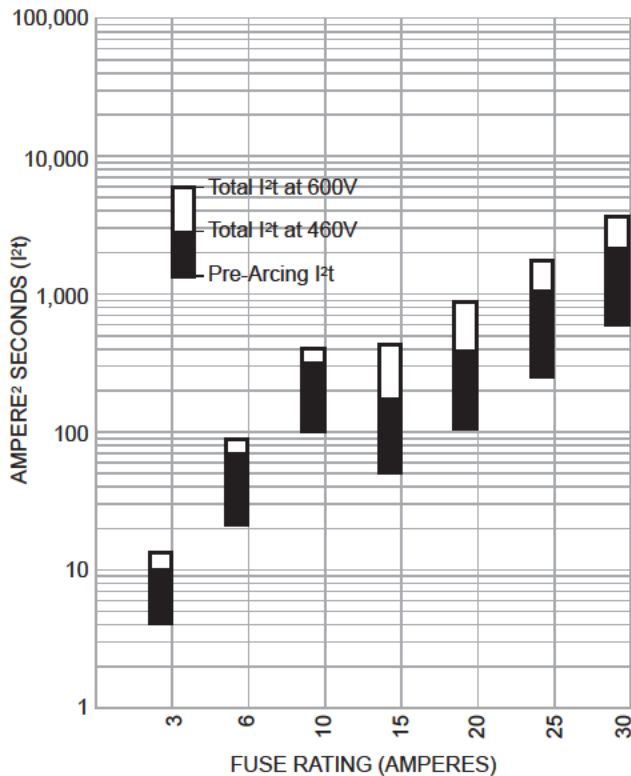
Peak Let-Through Curves (Cat. No. CIF06)



Time/Current-Curves (Cat. No. CIF06)



Energy Let-Through Curves (Cat. No. CIF06)



Catalog No.	Power Dissipation @ Rated Amps	
	Watts	
1CIF06	-	
3CIF06B	1.8	
6CIF06B	1.5	
10CIF06B	3.4	
15CIF06B	2.4	
20CIF06B	3.2	
25CIF06B	3.6	
30CIF06B	3.6	

The only controlled copy of this Data Sheet is the electronic read-only version located on the Bussmann Network Drive. All other copies of this Data Sheet are by definition uncontrolled. This bulletin is intended to clearly present comprehensive product data and provide technical information that will help the end user with design applications. Bussmann reserves the right, without notice, to change design or construction of any products and to discontinue or limit distribution of any products. Bussmann also reserves the right to change or update, without notice, any technical information contained in this bulletin. Once a product has been selected, it should be tested by the user in all possible applications.