

Square Body – DIN 43 653

1000V (IEC/U.L.) 315-1400A



Electrical Characteristics						Ordering Information			
Size	Rated Voltage	Rated Current RMS-Amps	I ² t (A ² s)		Watts Loss	-KN/110 Type K Indicator for Micro	-TN/110 Type T Indicator for Micro	Carton Qty.	Carton Weight (kg)
			Pre-arc	Clearing at Rated Voltage					
3	1000	315	9200	54500	90	170M8614	170M8629	1	1.5
	1000	350	13000	77500	95	170M8615	170M8630		
	1000	400	19000	115000	105	170M8616	170M8631		
	1000	450	27000	160000	107	170M8617	170M8632		
	1000	500	37500	225000	110	170M8618	170M8633		
	1000	550	52000	310000	115	170M8619	170M8634		
	1000	630	82500	490000	120	170M8620	170M8635		
	1000	700	115000	700000	125	170M8621	170M8636		
	1000	800	170000	1050000	135	170M8622	170M8637		
	1000	900	250000	1500000	145	170M8623	170M8638		
	1000	1000	340000	2050000	150	170M8624	170M8639		
	1000	1100	460000	2750000	155	170M8625	170M8640		
	1000	1250	575000	3400000	175	170M8626	170M8641		
	900	1400	795000	4200000	185	170M8627	170M8642		

1 kg = 2.2 lbs. 1 lb = 0.45 kg

- Interrupting rating 150kA (Estimated 300kA) RMS Symmetrical.
- Watts loss provided at rated current.
- Microswitch ordered separately.

The only controlled copy of this BIF document is the electronic read-only version located on the Bussmann Network Drive. All other copies of this document are by definition uncontrolled. This bulletin is intended to clearly present comprehensive product data and provide technical information that will help the end user with design applications. Bussmann reserves the right, without notice, to change design or construction of any products and to discontinue or limit distribution of any products. Bussmann also reserves the right to change or update, without notice, any technical information contained in this bulletin. Once a product has been selected, it should be tested by the user in all possible applications.

Square Body – DIN 43 653

1000V (IEC/U.L.) 315-1400A



Electrical Characteristics

Total clearing I²t

The total clearing I²t at rated voltage and at power factor of 15% are given in the electrical characteristics. For other voltages, the clearing I²t is found by multiplying by correction factor, K, given as a function of applied working voltage, E_g, (RMS).

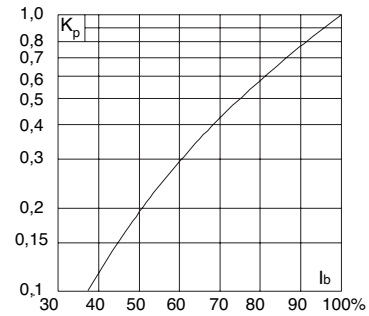
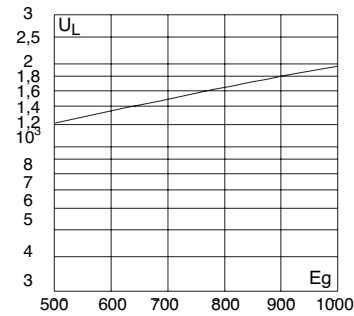
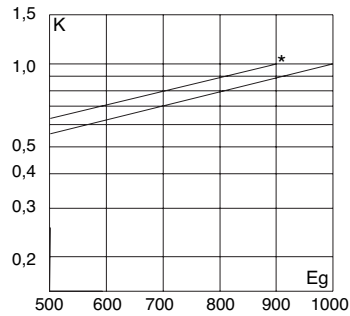
Arc Voltage

This curve gives the peak arc voltage, U_L, which may appear across the fuse during its operation as a function of the applied working voltage E_g, (RMS) at a power factor of 15%.

Power Losses

Watts loss at rated current is given in the electrical characteristics. The curve allows the calculation of the power losses at load currents lower than the rated current. The correction factor, K_p, is given as a function of the RMS load current, I_b, in % of the rated current.

*Rated voltage 900V



Dimensions

DIN 43 653 Type –KN/110 and –TN/110

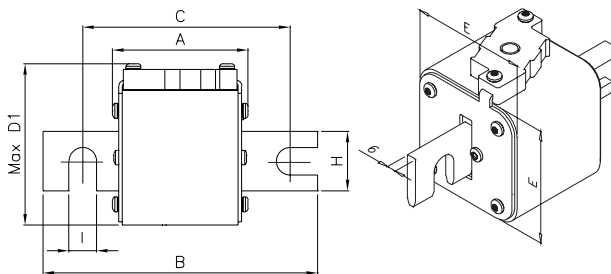
Size	A	B	C	Max D1	E	G	H	I
1*KN/110	80	138	108	61	43	6	22	11
1KN/110	80	138	108	69	51	6	25	11
2KN/110	80	138	108	77	59	6	25	11
3KN/110	81	139	108	92	74	6	30	11

Size	A	B	C	Max D2	E	G	H	I
1*TN/110	80	138	108	61	43	6	22	11
1TN/110	80	138	108	69	51	6	25	11
2TN/110	80	138	108	75	59	6	25	11
3TN/110	81	139	108	90	74	6	30	11

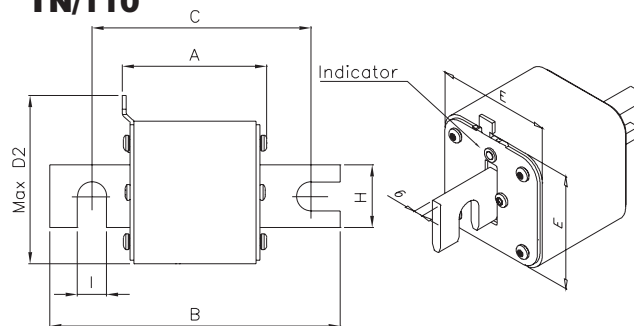
Dimensions in mm

1 mm = 0.0394" 1" = 25.4 mm

KN/110



TN/110

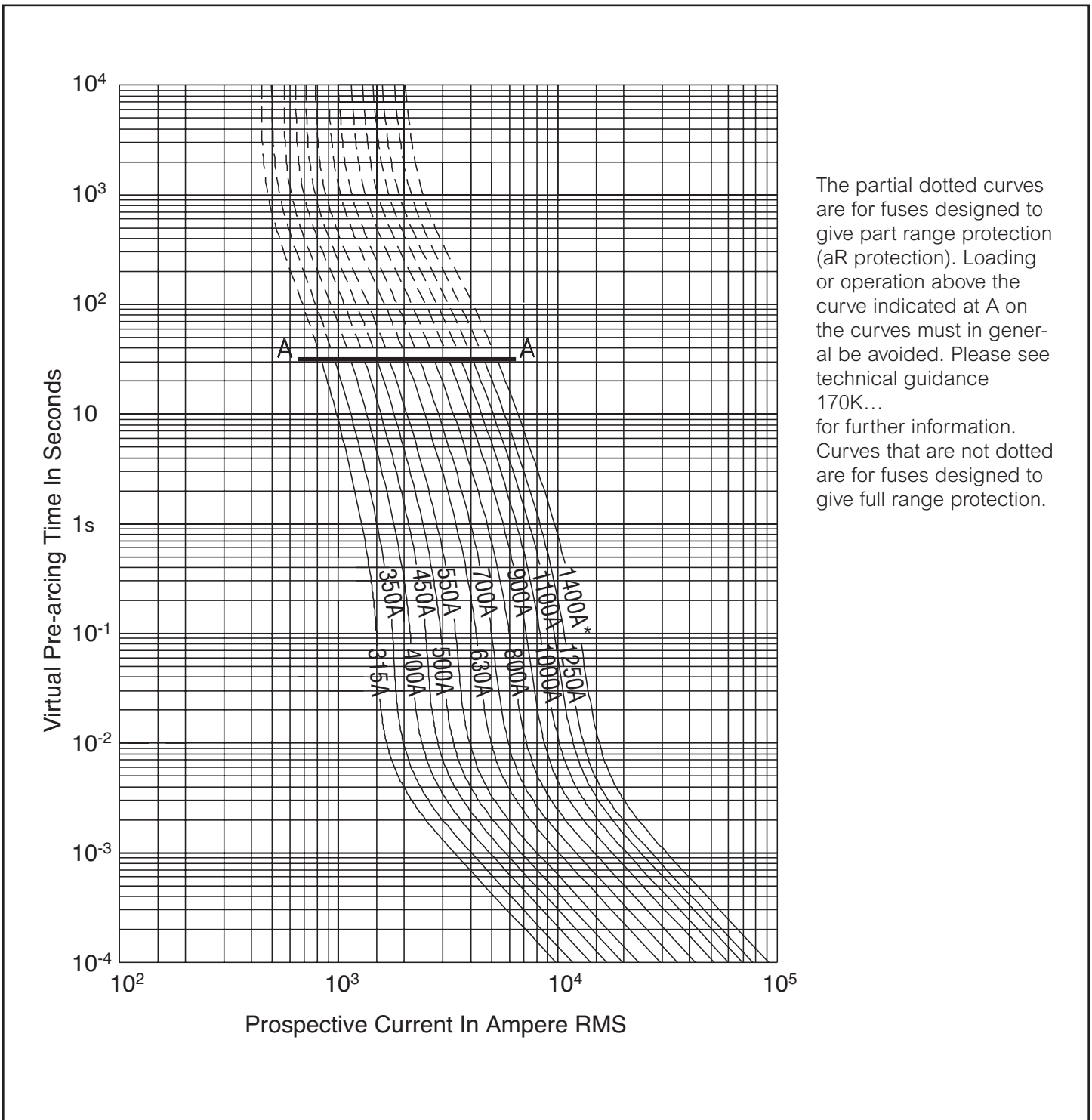




Bussmann

Semiconductor Fuse 315-1400A, 1000 Volts

BIF Document
720061



The partial dotted curves are for fuses designed to give part range protection (aR protection). Loading or operation above the curve indicated at A on the curves must in general be avoided. Please see technical guidance 170K... for further information. Curves that are not dotted are for fuses designed to give full range protection.

<p>Pre-Arcing Time-Current Characteristic Curves TYPOWER ZILOX</p>	<p>Approved: PK Rev. Date: NOV-01</p>	<p>Page 3 of 4 Pub. Date: NOV-01</p>
--	---	--



Semiconductor Fuse

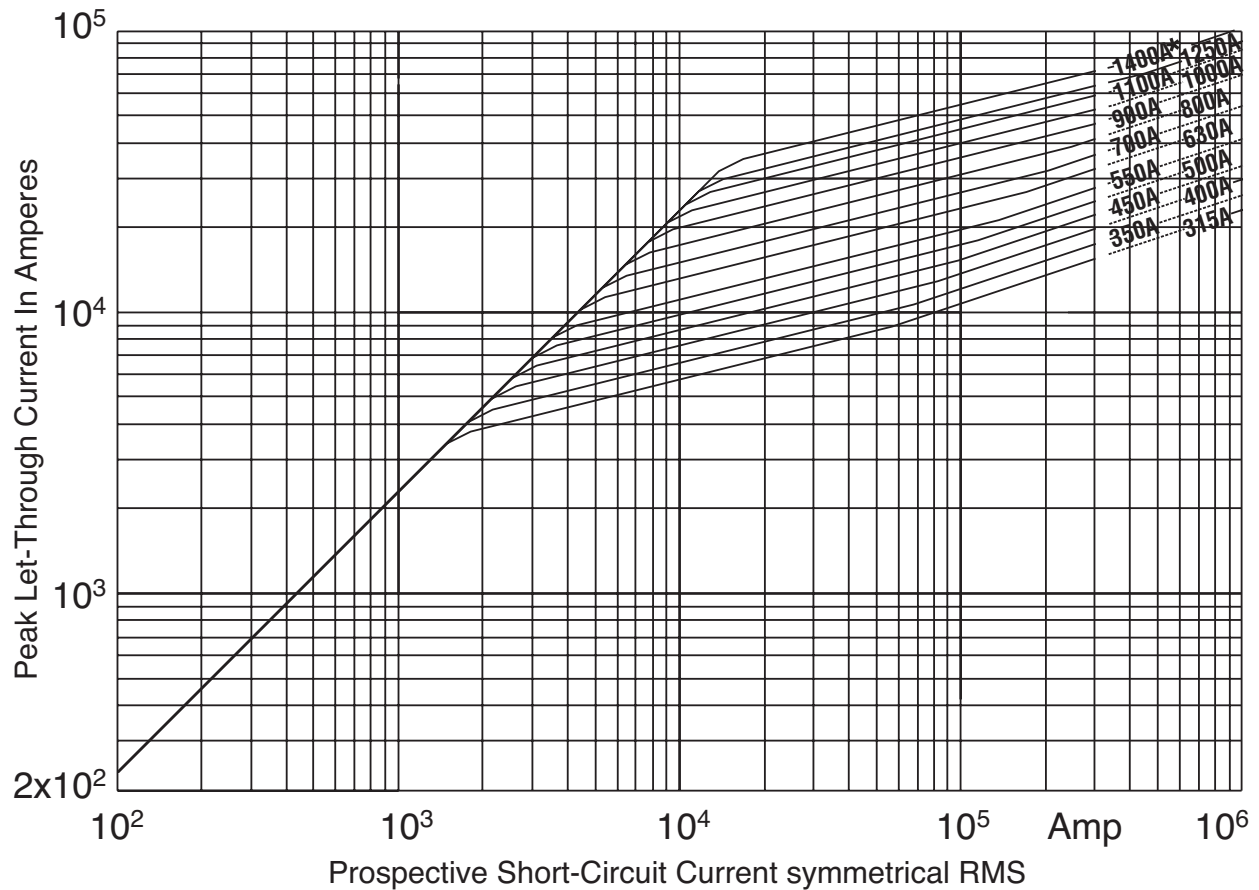
315-1400A, 1000 Volts

BIF Document

720061

Size

3



Peak Let-Through Cut-Off Current Characteristic Curves
TYPOWER ZILOX

Approved: **PK**
 Rev. Date: **NOV-01**

Page **4 of 4**
 Pub. Date: **NOV-01**