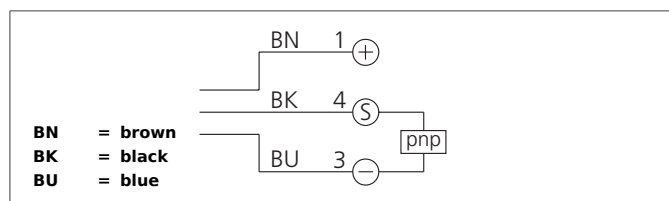



DCC 4.0 V 0.8 POLK

Inductive Proximity Switch

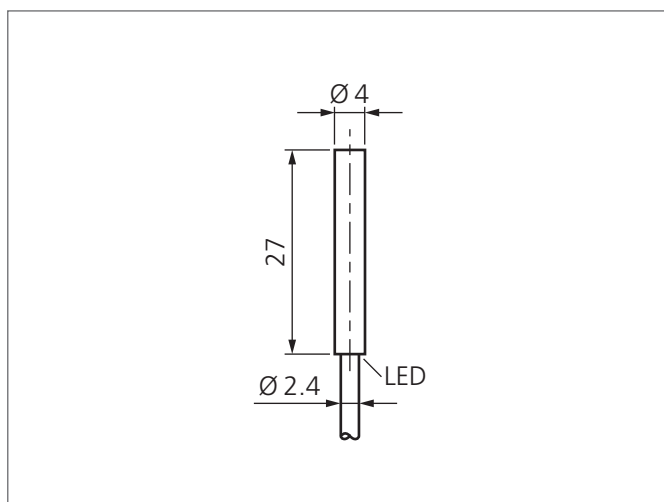
- Integrated amplifier
- Short-circuit protection
- LED



Safety instructions

The Instruments are not to be used for safety applications, in particular applications in which safety of persons depends on proper operation of the instruments.

These instruments shall exclusively be used by qualified personnel.



TECHNICAL INFORMATION (typ.)	+20°C, 24V DC
Operating principle	Inductive
Evaluation	digital
Size	Ø 4 mm (Diameter)
Design	cylinder
Mounting	flush
Operating distance	0,8 mm
Standardized measuring plate	4 x 4 x 1 mm
Service voltage	10 ... 30 V DC
Internal power consumption	< 10 mA
Switching output	pnp, 200 mA, NC
Switching hysteresis	< 15 %
Voltage drop	< 2,4 V
Switching frequency	2.000 Hz
Ambient temperature	-25 ... +70 °C
Insulation voltage endurance	500 V
Protection class	IP 67
Casing material	stainless steel
Connection	cable PUR, 2 m