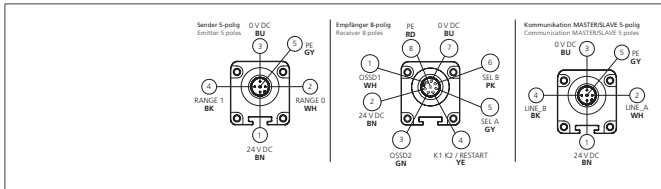
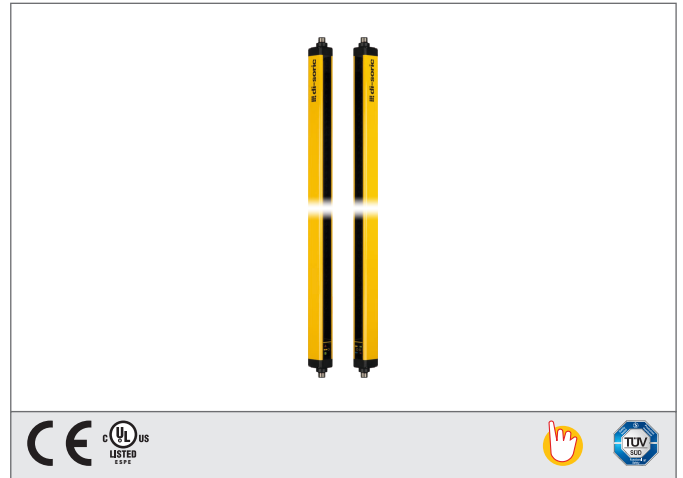


# SLI4-1801-M

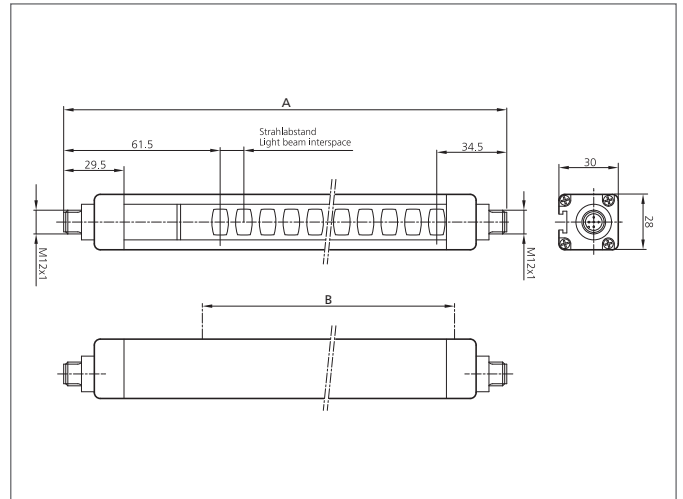
## Safety light curtain

- Highest safety level
- Resolution for finger protection
- Combination of different resolutions and protective field heights
- Up to three monitoring areas
- Only one safety module / two relays required for evaluation
- Simplified cabling via series connection
- Unshielded cable connections
- Cable connection Master up to 100 m
- Cable connection Master / Slave 2 / Slave up to 50 m
- Selectable manual or automatic Start/Restart
- Feedback input for external relay monitoring (EDM)
- High protection class



### Safety instructions

All the installation, connection and safety regulations, as per our technical information, have to be strictly adhered to. The set-up of the products have to be made by skilled staff, only. Repair exclusively made by di-soric.



TECHNICAL INFORMATION (typ.)		+20°C, 24 V DC
Safety level		Type 4 (IEC/TS 61496-2), SIL 3 (IEC 61508), SILCL 3 (IEC 62061), PL e - Cat. 4 (EN ISO 13849-1)
Security level		Finger detection
Total height (A)		1.910 mm
Protective field height (B)		1.810 mm
Model		built-in control functions (EDM), Master
Mounting		T-shaped slot (Backside), / Holder SFB E 180 (optional)
Number of beams		180
Emitted light		Infrared, 950 nm
Safety output		PNP (2x), 400 mA / 24 V DC
Service voltage		19,2 ... 28,8 V DC
Operating distance		3 m (Low Range) / 6 m (High Range)
Resolution		14 mm
Inverse polarity protection		Yes
Display		LEDs for light curtain's status and diagnostic
Start / restart		Automatic / manual (selectable)
External Device Monitoring - EDM		Feedback input, enabling selectable
Short-circuit protection		yes
Reaction time		calculation formula
Ambient temperature		-20 ... +55 °C
Protection class		IP 65, IP 67
Protection degree		III, operation on protective low voltage
For		Operating with Slave or Slave 2 / Slave

## SLI4-1801-M Safety light curtain



<b>TECHNICAL INFORMATION (typ.)</b>	<b>+20°C, 24 V DC</b>
Casing material	Aluminium
Material	polycarbonate (Window)
Connection	M12, 5poled for transmitter, M12, 8poled for receiver, Connector, (Master)
Connection Master / Slave 2 / Slave	Connector, M12, 5-poled for transmitter and receiver
Cable	unshielded connection cables max. 100 m, unshielded connecting cables Master / Slave 2 / Slave max. 50 m
Scope of delivery	Emitter + receiver, one set of standard fixing brackets SA 6, CD-ROM containing the multi-language instruction manual, quick installation guide