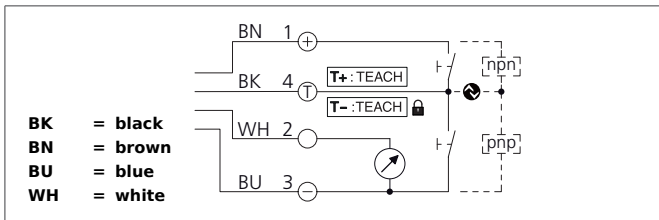



US 12 M 400 IU-B4

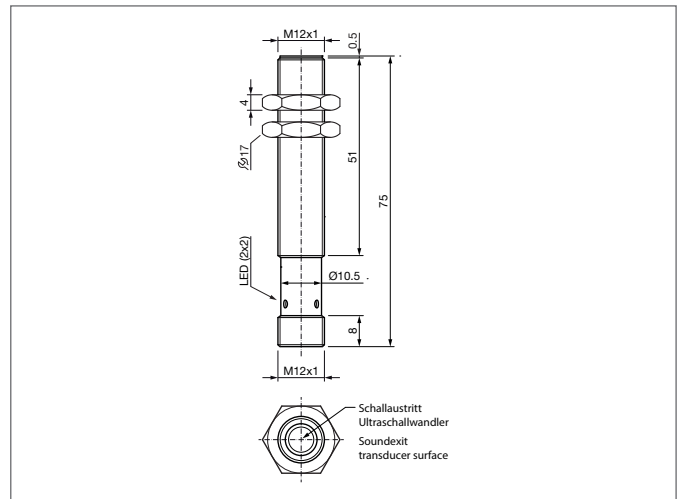
Ultrasonic sensor

- IO-Link
- As a ultrasonic sensor or -barrier configurable
- Scanning range adjustable
- Analog output 4 ... 20 mA / 0 ... 10 V, depending on load
- Insensitive to dirt
- Insensitive to ambient noise
- Scanning does not depend on surface
- High frequency of measuring sequence
- High resolution



Safety instructions

The Instruments are not to be used for safety applications, in particular applications in which safety of persons depends on proper operation of the instruments.
 These instruments shall exclusively be used by qualified personnel.



TECHNICAL INFORMATION (typ.)	+20°C, 24V DC
Operating principle	Ultrasonic sensor, Ultrasonic barrier
Evaluation	analog, digital (using IO-Link)
Size	M12 x 1 (thread)
Design	screw
Sound emitting surface	axial
Characteristics	IO-Link
Nominal switching distance (Sn)	400 mm
Standardized measuring plate	100 x 100 mm
Service voltage	18 ... 30 V DC
Internal power consumption	≤ 40 mA, (24 V DC)
Adjustment range	40 ... 400 mm, Teach in
Resolution	1 mm
Sensitivity adjustment	Remote teach
Switching output	Push pull, 150 mA
Switching hysteresis	2 mm, adjustable via IO-Link
Analog output	0 ... 10 V, 4 ... 20 mA
Interface	IO-Link, V1.1, COM2 (38,4kBd), Smart Sensor Profile
Shock-/vibration load	10 ... 55 Hz / 0,5 mm / 30 g
Display	LED: green - operation, yellow - output
Voltage drop	≤ 2,0 V
Switching frequency	10 Hz
Readiness delay	≤ 300 ms
Ambient temperature	-10 ... +70 °C

US 12 M 400 IU-B4 Ultrasonic sensor



TECHNICAL INFORMATION (typ.)	+20°C, 24V DC
Temperature drift	0.2 %/K (uncompensated)
Load resistance	min. 10 K Ω (0 ... 10 V) / max. 400 Ω (4 ... 20 mA)
Insulation voltage endurance	500 V
Protection class	IP 67
Protection degree	III, operation on protective low voltage
Casing material	brass nickel plated
Connection	Connector, M12 x 1, 4-poled
Scope of delivery	2 x M12 nuts