



<b>Identification</b>	Type	STG3-M12/KUG3-M12 (C) 1,5M PUR
	Part-No.	457015

**Technical data**

Nominal voltage	AC/DC 24 V
Nominal voltage range	max. 250 V
Rated current	4 A
Number of terminations	3
Cable length	1.5 m
Coding	A
Shielding	360°

**General**

Form	M12 × 1, male straight / M12 × 1, female straight
Rated insulation voltage (EN 50178)	320 V
Test voltage	2.5 kV
Pollution degree	3
Insulation resistance	>10 <sup>9</sup> Ω
Contact resistance	<5 mΩ
Class of flammability according to UL 94	V0
Protection class	IP 67, in screwed condition
Housing material	TPU black
Contact material	CuSn, gold plated nickel

03.10.2009 – Subject to technical modification

Part-No. 457015

USA: LUTZE INC.

13330 South Ridge Drive • Charlotte, NC 28273, USA  
 Tel. +1 (704) 504-0222 • Fax +1 (704) 504-0223  
 www.lutze.com • info@lutze.com

United Kingdom: LÜTZE Ltd.

Unit 3, Sandy Hill Park  
 Sandy Way, Amington • GB-Tamworth, Staffs B77 4DU  
 Tel. +44 (0)1827 31333-0 • Fax +44 (0)1827 31333-2  
 www.lutze.com • sales.gb@lutze.co.uk

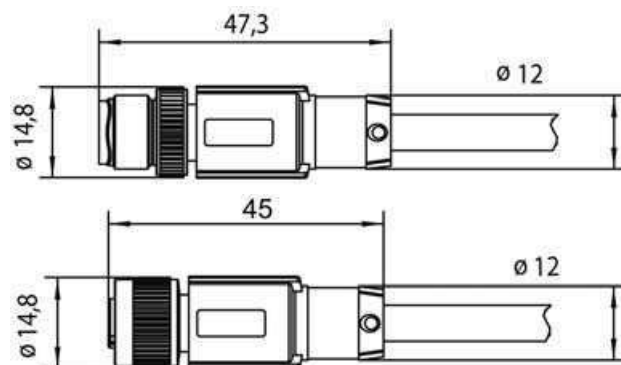


**Systematic Technology**

## Technical data sheet • Actuator sensor interface

Thread material	CuSn nickel plated
Gasket	NBR
Cable construction	3 × 0.34 mm <sup>2</sup> (42 × 0.1)
Cable jacket	PUR, RAL 9001 black
Conductor insulation	PVC coloured
Cable diameter	5.9 mm
Bending radius	15 x cable diameter
Storage temperature range	-30 °C–90 °C
Temperature range connector	-25 °C – 90 °C
Temperature range cable fixed	-25 °C–80 °C
Temperature range cable moving	-5 °C–80 °C
Weight (kg/piece)	0.120
Approvals	cULus
PU	10

### Dimensions



03.10.2009 – Subject to technical modification

Part-No. 457015

USA: LUTZE INC.

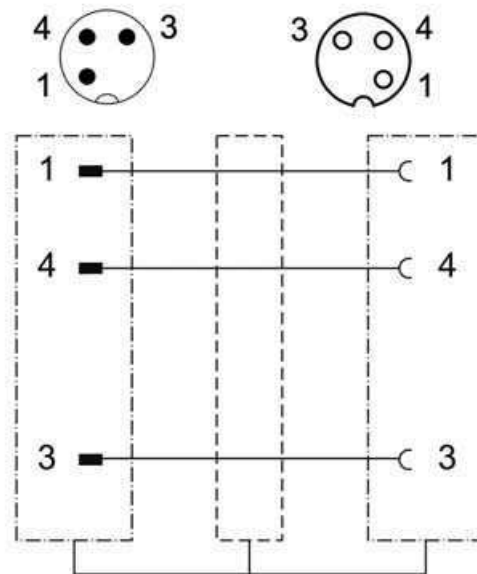
13330 South Ridge Drive • Charlotte, NC 28273, USA  
Tel. +1 (704) 504-0222 • Fax +1 (704) 504-0223  
www.lutze.com • info@lutze.com

United Kingdom: LÜTZE Ltd.

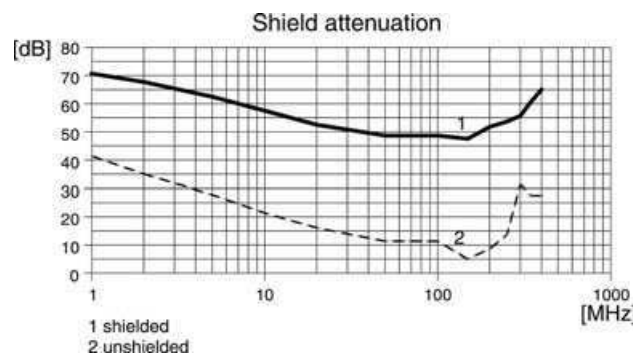
Unit 3, Sandy Hill Park  
Sandy Way, Amington • GB-Tamworth, Staffs B77 4DU  
Tel. +44 (0)1827 31333-0 • Fax +44 (0)1827 31333-2  
www.lutze.com • sales.gb@lutze.co.uk

# Technical data sheet • Actuator sensor interface

## PIN assignment



## Action chart



## Logo



03.10.2009 – Subject to technical modification

Part-No. 457015

USA: LUTZE INC.

13330 South Ridge Drive • Charlotte, NC 28273, USA  
Tel. +1 (704) 504-0222 • Fax +1 (704) 504-0223  
www.lutze.com • info@lutze.com

United Kingdom: LÜTZE Ltd.

Unit 3, Sandy Hill Park  
Sandy Way, Amington • GB-Tamworth, Staffs B77 4DU  
Tel. +44 (0)1827 31333-0 • Fax +44 (0)1827 31333-2  
www.lutze.com • sales.gb@lutze.co.uk