



Identification	Type	STG4-M12/KUW4-M12 (C) 1,5M PUR
	Part-No.	457415

Description	Male M12 straight to female M12 angled with PUR cable and 360° shielding self-locking screwed connection c-track compatible, halogen free
--------------------	---

Technical data	
Nominal voltage	AC/DC 24 V
Nominal voltage range	max. 250 V
Rated current	4 A
Pol number	4
Cable length (m)	1.5 m
Coding	A
Shielding	360°

General	
Form	M12 × 1, male straight / M12 × 1, female angled
Rated insulation voltage (EN 50178)	320 V
Test voltage	2.5 kV
Pollution degree	3
Insulation resistance	>10 ⁹ Ω

05.08.2015 – Subject to technical modification

Part-No. 457415

USA: LUTZE INC.

13330 South Ridge Drive • Charlotte, NC 28273, USA
Tel. +1 (704) 504-0222 • Fax +1 (704) 504-0223
www.lutze.com • info@lutze.com

United Kingdom: LÜTZE Ltd.

Unit 3, Sandy Hill Park
Sandy Way, Amington • GB-Tamworth, Staffs B77 4DU
Tel. +44 (0)1827 31333-0 • Fax +44 (0)1827 31333-2
www.lutze.com • sales.gb@lutze.co.uk



Technical data sheet - Actuator sensor interface

Contact resistance	<5 mΩ
Class of flammability according to UL 94	V0
Protection class	IP 67 / IP 69K, in screwed condition
Housing material	TPU black
Contact material	CuSn, gold plated nickel
Thread material	Zinc die-casting, nickel-plated
Gasket	NBR
Cable construction	4 × 0.34 mm ² (42 × 0.1)
Cable jacket	PUR black
Conductor insulation	PP
Cable diameter	4.7 mm
Bending radius	10 × cable diameter
Storage temperature range	-30 °C – 90 °C
Temperature range connector	-25 °C – 90 °C
Temperature range cable fixed	-40 °C – 80 °C
Temperature range cable moving	-25 °C – 80 °C
Weight (kg/piece)	0.120
Approvals	cULus
PU	10
C-track chain properties	Type B

C-track chain properties

C-track chain properties	Type A	Type B	Type C
Bending cycles min.	5 million	4 million	2 million
Minimum bending radius	10 × D	10 × D	10 × D
Travel distance	10 m	10 m	5 m
Acceleration	7 m/s ²	10 m/s ²	5 m/s ²
Speed	3 m/s	3 m/s	3 m/s
Conduction properties (TYPE A+B+C)	PUR halogen free for extreme demands <ul style="list-style-type: none">• Very good chemical stability• Very resistant to oils and lubricants• Very high abrasion resistance• Halogen free• Silicone free, free of paint wetting impairment substances• Resistant to microbes and hydrolysis• Good UV stability		

05.08.2015 – Subject to technical modification

Part-No. 457415

USA: LUTZE INC.

13330 South Ridge Drive • Charlotte, NC 28273, USA

Tel. +1 (704) 504-0222 • Fax +1 (704) 504-0223

www.lutze.com • info@lutze.com

United Kingdom: LÜTZE Ltd.

Unit 3, Sandy Hill Park

Sandy Way, Amington • GB-Tamworth, Staffs B77 4DU

Tel. +44 (0)1827 31333-0 • Fax +44 (0)1827 31333-2

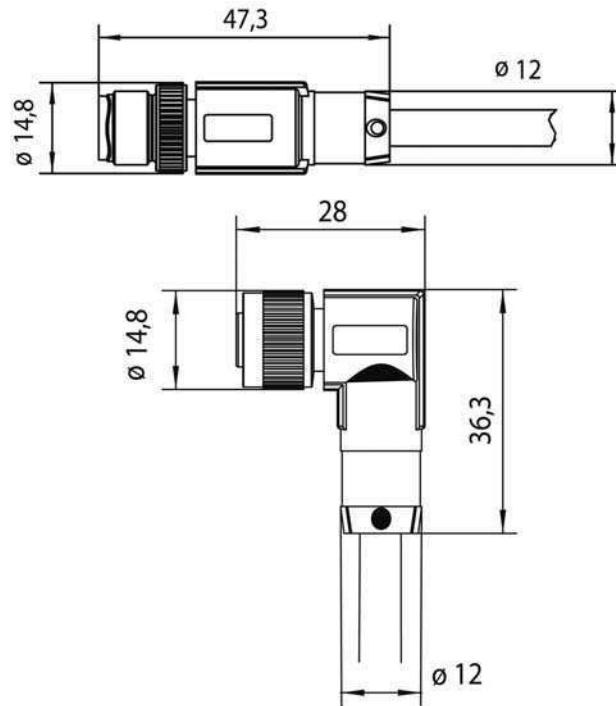
www.lutze.com • sales.gb@lutze.co.uk



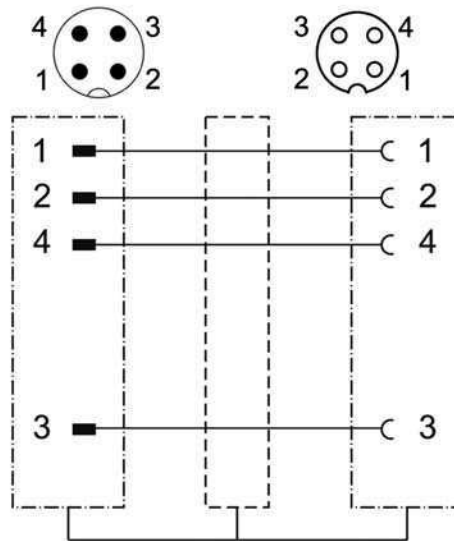
SYSTEMATIC TECHNOLOGY

Technical data sheet · Actuator sensor interface

Dimensions



PIN assignment



05.08.2015 – Subject to technical modification

Part-No. 457415

USA: LUTZE INC.

13330 South Ridge Drive · Charlotte, NC 28273, USA

Tel. +1 (704) 504-0222 · Fax +1 (704) 504-0223

www.lutze.com · info@lutze.com

United Kingdom: LÜTZE Ltd.

Unit 3, Sandy Hill Park

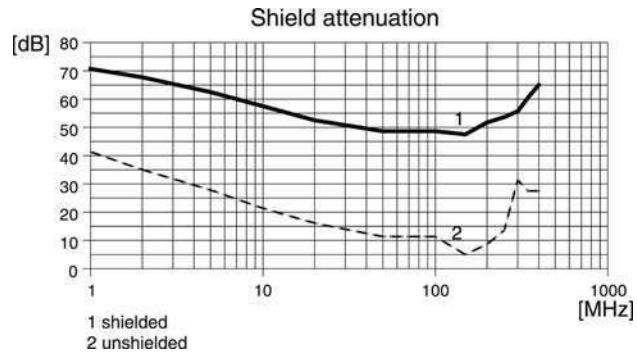
Sandy Way, Amington · GB-Tamworth, Staffs B77 4DU

Tel. +44 (0)1827 31333-0 · Fax +44 (0)1827 31333-2

www.lutze.com · sales.gb@lutze.co.uk

Technical data sheet - Actuator sensor interface

Action chart



Logo



Accessories

Accessories	Article number	Type	PU
Cable markers 4×23mm	499988	LB M8/M12	5
Torque setting tool M12	490091	DM-SET M12	1

05.08.2015 – Subject to technical modification

Part-No. 457415

USA: LUTZE INC.

13330 South Ridge Drive • Charlotte, NC 28273, USA
Tel. +1 (704) 504-0222 • Fax +1 (704) 504-0223
www.lutze.com • info@lutze.com

United Kingdom: LÜTZE Ltd.

Unit 3, Sandy Hill Park
Sandy Way, Amington • GB-Tamworth, Staffs B77 4DU
Tel. +44 (0)1827 31333-0 • Fax +44 (0)1827 31333-2
www.lutze.com • sales.gb@lutze.co.uk