

Technical data sheet - Actuator sensor interface

M12 - cables



Identification	Type	KUG8-M12(C) 2M PUR
	Part-No.	458802
Description	Female M12 straight with PUR cable, shielded 360°, open end self-locking screwed connection c-track compatible, halogen free	
Technical data		
Rated voltage U_N	AC/DC 24 V	
Rated voltage max.	30 V	
Rated current	2 A	
Pole number	8	
Cable length	2.0 m	
Coding	A	
Shielding	360°	
General		
Form male 1	M 12 Female straight	
Form male 2	Line end open	
Nominal insulation voltage	36 V	
Test voltage	1500 V	

29.04.2017 – Subject to technical modification

Part-No. 458802

USA: LUTZE INC.

13330 South Ridge Drive • Charlotte, NC 28273, USA
Tel. +1 (704) 504-0222 • Fax +1 (704) 504-0223
www.lutze.com • info@lutze.com

United Kingdom: LÜTZE Ltd.

Unit 3, Sandy Hill Park
Sandy Way, Amington • GB-Tamworth, Staffs B77 4DU
Tel. +44 (0)1827 31333-0 • Fax +44 (0)1827 31333-2
www.lutze.com • sales.gb@lutze.co.uk



SYSTEMATIC TECHNOLOGY

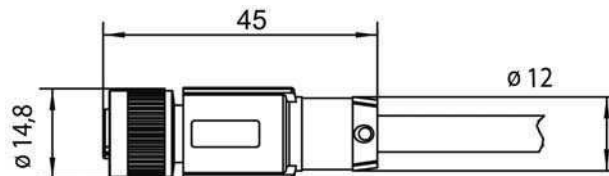
Technical data sheet - Actuator sensor interface

Degree of pollution	3
Insulation resistance	> 1000 M Ω × km
Contact resistance	< 5 m Ω
Flamability according to UL 94	V0
Protection class	IP65/67
Housing material	TPU
Colour of the housing	black
Contact material	CuSn, gold-plated
Thread material	Zinc die-casting, nickel-plated
Mounting	Breakaway torque 0.4 Nm
Number of conductors/cross-section	8 × 0.25 mm ² (32 × 0.1)
Number of conductors	8
Conductor color	various
Jacket material	PUR
Jacket color	black
Conductor insulation	PP
Outer \varnothing	5.9 mm
Bending radius	10 × D
Minimum bending radius moving	10×D
Storage temperature range	-30 °C ... +90 °C
Temperature range connector	-25 °C ... +90 °C
Temperature range fixed	-40 °C ... +80 °C
Temperature range moving	-25 °C ... +80 °C
Weight	0.150 kg/piece
Approvals	cULus
PU	1 Quantity

C-track chain properties

	Type B
Conduction properties (TYPE A+B+C)	PUR halogen free for extreme demands <ul style="list-style-type: none">• Very good chemical stability• Very resistant to oils and lubricants• Very high abrasion resistance• Halogen free• Silicone free, free of paint wetting impairment substances• Resistant to microbes and hydrolysis• Good UV stability

Dimensions



29.04.2017 – Subject to technical modification

Part-No. 458802

USA: LUTZE INC.

13330 South Ridge Drive • Charlotte, NC 28273, USA

Tel. +1 (704) 504-0222 • Fax +1 (704) 504-0223

www.lutze.com • info@lutze.com

United Kingdom: LÜTZE Ltd.

Unit 3, Sandy Hill Park

Sandy Way, Amington • GB-Tamworth, Staffs B77 4DU

Tel. +44 (0)1827 31333-0 • Fax +44 (0)1827 31333-2

www.lutze.com • sales.gb@lutze.co.uk



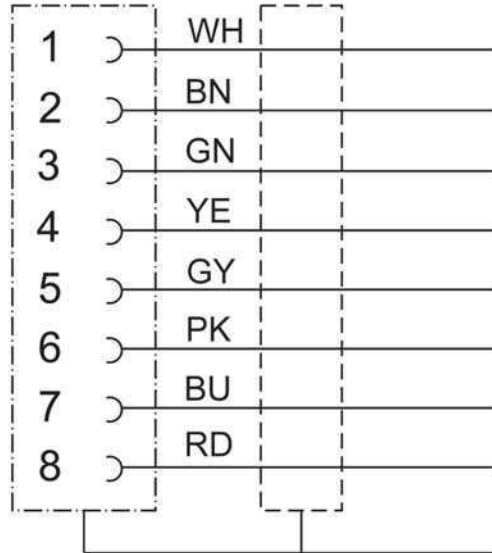
SYSTEMATIC TECHNOLOGY

Technical data sheet · Actuator sensor interface

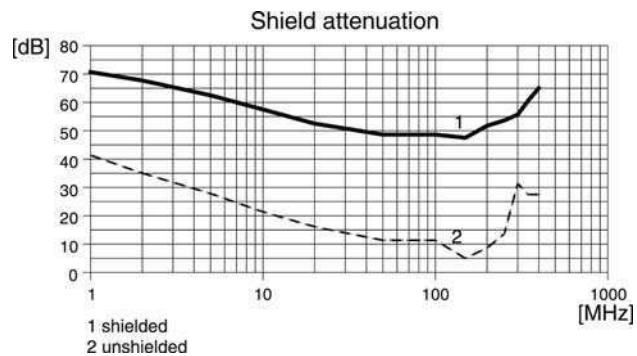
PIN assignment



Circuit diagram



Action chart



29.04.2017 – Subject to technical modification

Part-No. 458802

USA: LUTZE INC.

13330 South Ridge Drive · Charlotte, NC 28273, USA

Tel. +1 (704) 504-0222 · Fax +1 (704) 504-0223

www.lutze.com · info@lutze.com

United Kingdom: LÜTZE Ltd.

Unit 3, Sandy Hill Park

Sandy Way, Amington · GB-Tamworth, Staffs B77 4DU

Tel. +44 (0)1827 31333-0 · Fax +44 (0)1827 31333-2

www.lutze.com · sales.gb@lutze.co.uk

Symbols



Accessories

Torque setting tool M 12

Part No.

490091

Type

DM-SET M12

PU

1

29.04.2017 – Subject to technical modification

Part-No. 458802

USA: LUTZE INC.

13330 South Ridge Drive • Charlotte, NC 28273, USA
Tel. +1 (704) 504-0222 • Fax +1 (704) 504-0223
www.lutze.com • info@lutze.com

United Kingdom: LÜTZE Ltd.

Unit 3, Sandy Hill Park
Sandy Way, Amington • GB-Tamworth, Staffs B77 4DU
Tel. +44 (0)1827 31333-0 • Fax +44 (0)1827 31333-2
www.lutze.com • sales.gb@lutze.co.uk



SYSTEMATIC TECHNOLOGY