

Technical data sheet - Actuator sensor interface

M12 - cables



Identification	Type	STG5-M12 5M PUR
	Part-No.	473050
Description	Male M12 straight with PUR cable, open end self-locking screwed connection c-track compatible, halogen free	
Technical data	Rated voltage U_N AC/DC 24 V	
	Rated voltage max. 60 V	
	Rated current 4 A	
	Pole number 5	
	Cable length 5.0 m	
	Coding A	
General	Form male 1 M 12 Male straight	
	Form male 2 Line end open	
	Nominal insulation voltage 63 V	
	Test voltage 1500 V	
	Degree of pollution 3	

29.04.2017 – Subject to technical modification

Part-No. 473050

USA: LUTZE INC.

13330 South Ridge Drive • Charlotte, NC 28273, USA
Tel. +1 (704) 504-0222 • Fax +1 (704) 504-0223
www.lutze.com • info@lutze.com

United Kingdom: LÜTZE Ltd.

Unit 3, Sandy Hill Park
Sandy Way, Amington • GB-Tamworth, Staffs B77 4DU
Tel. +44 (0)1827 31333-0 • Fax +44 (0)1827 31333-2
www.lutze.com • sales.gb@lutze.co.uk



SYSTEMATIC TECHNOLOGY

Technical data sheet - Actuator sensor interface

Insulation resistance	> 1000 M Ω × km
Contact resistance	< 5 m Ω
Flamability according to UL 94	V0
Protection class	IP65/67/68
Housing material	TPU
Colour of the housing	black
Contact material	CuSn, gold-plated
Thread material	Zinc die-casting, nickel-plated
Mounting	Breakaway torque 0.4 Nm
Number of conductors/cross-section	5 × 0.34 mm ² (42 × 0.1)
Number of conductors	5
Conductor color	various
Jacket material	PUR
Jacket color	black
Conductor insulation	PP
Outer \varnothing	5.0 mm
Bending radius	10 × D
Minimum bending radius moving	10×D
Storage temperature range	-30 °C ... +90 °C
Temperature range connector	-25 °C ... +90 °C
Temperature range fixed	-40 °C ... +80 °C
Temperature range moving	-25 °C ... +80 °C
Weight	0.250 kg/piece
Approvals	cULus
PU	1 Quantity

C-track chain properties

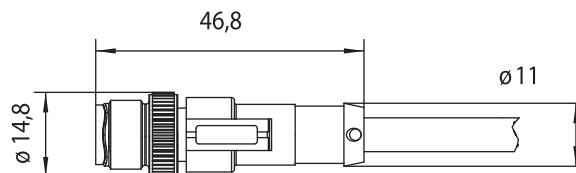
Conduction properties (TYPE A+B+C)

Type B

PUR halogen free for extreme demands

- Very good chemical stability
- Very resistant to oils and lubricants
- Very high abrasion resistance
- Halogen free
- Silicone free, free of paint wetting impairment substances
- Resistant to microbes and hydrolysis
- Good UV stability

Dimensions



29.04.2017 – Subject to technical modification

Part-No. 473050

USA: LUTZE INC.

13330 South Ridge Drive • Charlotte, NC 28273, USA

Tel. +1 (704) 504-0222 • Fax +1 (704) 504-0223

www.lutze.com • info@lutze.com

United Kingdom: LÜTZE Ltd.

Unit 3, Sandy Hill Park

Sandy Way, Amington • GB-Tamworth, Staffs B77 4DU

Tel. +44 (0)1827 31333-0 • Fax +44 (0)1827 31333-2

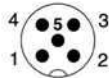
www.lutze.com • sales.gb@lutze.co.uk



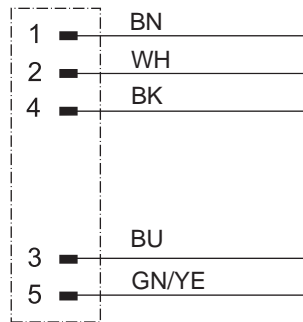
SYSTEMATIC TECHNOLOGY

Technical data sheet - Actuator sensor interface

PIN assignment



Circuit diagram



Symbols



Accessories

Torque setting tool M 12

Part No.

490091

Type

DM-SET M12

PU

1

29.04.2017 – Subject to technical modification

Part-No. 473050

USA: LUTZE INC.

13330 South Ridge Drive • Charlotte, NC 28273, USA
Tel. +1 (704) 504-0222 • Fax +1 (704) 504-0223
www.lutze.com • info@lutze.com

United Kingdom: LÜTZE Ltd.

Unit 3, Sandy Hill Park
Sandy Way, Amington • GB-Tamworth, Staffs B77 4DU
Tel. +44 (0)1827 31333-0 • Fax +44 (0)1827 31333-2
www.lutze.com • sales.gb@lutze.co.uk



SYSTEMATIC TECHNOLOGY