

Technical data sheet · Actuator sensor interface

Network cables PROFINET



Identification	Type	STG4-M12/STG4-M12/PN 0,3M PUR
	Part-No.	475400.0030

Description	Male M12 straight on male M12 straight with PUR cable, shielded 360° self-locking screwed connection c-track compatible, halogen free
--------------------	---

Technical data	
Rated voltage U_N	AC/DC 24 V
Rated voltage max.	30 V
Rated current	4 A
Pole number	4
Cable length	0.3 m
Coding	D
Shielding	360°

General	
Form male 1	M 12 Male straight
Form male 2	M 12 Male straight

29.04.2017 – Subject to technical modification

Part-No. 475400.0030

USA: LUTZE INC.

13330 South Ridge Drive · Charlotte, NC 28273, USA
Tel. +1 (704) 504-0222 · Fax +1 (704) 504-0223
www.lutze.com · info@lutze.com

United Kingdom: LÜTZE Ltd.

Unit 3, Sandy Hill Park
Sandy Way, Amington · GB-Tamworth, Staffs B77 4DU
Tel. +44 (0)1827 31333-0 · Fax +44 (0)1827 31333-2
www.lutze.com · sales.gb@lutze.co.uk



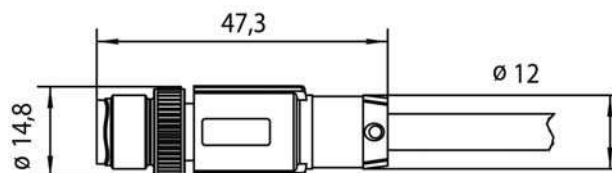
SYSTEMATIC TECHNOLOGY

Technical data sheet - Actuator sensor interface

Nominal insulation voltage	250 V
Test voltage	1500 V
Degree of pollution	3
Insulation resistance	> 1000 M Ω × km
Contact resistance	< 5 m Ω
Flamability according to UL 94	V0
Protection class	IP65/67
Housing material	TPU
Colour of the housing	black
Contact material	CuSn, gold-plated
Thread material	Zinc die-casting, nickel-plated
Mounting	Breakaway torque 0.4 Nm
Number of conductors/cross-section	1 × 4 × AWG 22/7
Number of conductors	4
Conductor color	various
Jacket material	PUR
Jacket color	green RAL 6018
Conductor insulation	PP
Outer \varnothing	6.5 mm
Bending radius	10 × D
Minimum bending radius moving	10×D
Storage temperature range	-30 °C ... +90 °C
Temperature range connector	-25 °C ... +90 °C
Temperature range fixed	-40 °C ... +70 °C
Temperature range moving	-40 °C ... +70 °C
Weight	0.060 kg/piece
PU	1 Quantity

C-track chain properties Type B

Dimensions



29.04.2017 – Subject to technical modification

Part-No. 475400.0030

USA: LUTZE INC.

13330 South Ridge Drive • Charlotte, NC 28273, USA

Tel. +1 (704) 504-0222 • Fax +1 (704) 504-0223

www.lutze.com • info@lutze.com

United Kingdom: LÜTZE Ltd.

Unit 3, Sandy Hill Park

Sandy Way, Amington • GB-Tamworth, Staffs B77 4DU

Tel. +44 (0)1827 31333-0 • Fax +44 (0)1827 31333-2

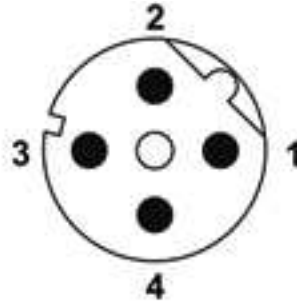
www.lutze.com • sales.gb@lutze.co.uk



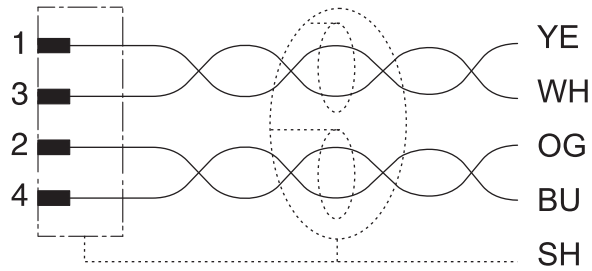
SYSTEMATIC TECHNOLOGY

Technical data sheet · Actuator sensor interface

PIN assignment



Circuit diagram



Symbols



Accessories

Torque setting tool M 12

Part No.

490091

Type

DM-SET M12

PU

1

29.04.2017 – Subject to technical modification

Part-No. 475400.0030

USA: LUTZE INC.

13330 South Ridge Drive · Charlotte, NC 28273, USA

Tel. +1 (704) 504-0222 · Fax +1 (704) 504-0223

www.lutze.com · info@lutze.com

United Kingdom: LÜTZE Ltd.

Unit 3, Sandy Hill Park

Sandy Way, Amington · GB-Tamworth, Staffs B77 4DU

Tel. +44 (0)1827 31333-0 · Fax +44 (0)1827 31333-2

www.lutze.com · sales.gb@lutze.co.uk