



<b>Identification</b>	Type	STG4-M12/STG4-M12/PN 0,6M PUR
	Part-No.	475400.0060

<b>Description</b>	Male M12 straight on male M12 straight with PUR cable, shielded 360°
	self-locking screwed connection c-track compatible, halogen free

<b>Technical data</b>	
Rated voltage $U_N$	AC/DC 24 V
Rated voltage max.	30 V
Rated current	4 A
Pole number	4
Cable length	0.6 m
Coding	D
Shielding	360°

<b>General</b>	
Form male 1	M 12 Male straight
Form male 2	M 12 Male straight

29.04.2017 – Subject to technical modification

Part-No. 475400.0060

USA: LUTZE INC.

13330 South Ridge Drive • Charlotte, NC 28273, USA  
Tel. +1 (704) 504-0222 • Fax +1 (704) 504-0223  
www.lutze.com • info@lutze.com

United Kingdom: LÜTZE Ltd.

Unit 3, Sandy Hill Park  
Sandy Way, Amington • GB-Tamworth, Staffs B77 4DU  
Tel. +44 (0)1827 31333-0 • Fax +44 (0)1827 31333-2  
www.lutze.com • sales.gb@lutze.co.uk

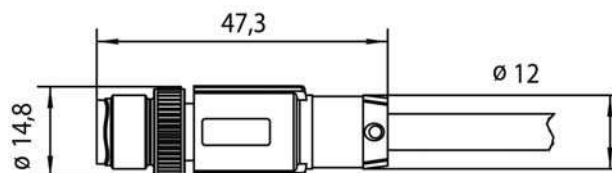


## Technical data sheet - Actuator sensor interface

Nominal insulation voltage	250 V
Test voltage	1500 V
Degree of pollution	3
Insulation resistance	> 1000 M $\Omega$ × km
Contact resistance	< 5 m $\Omega$
Flamability according to UL 94	V0
Protection class	IP65/67
Housing material	TPU
Colour of the housing	black
Contact material	CuSn, gold-plated
Thread material	Zinc die-casting, nickel-plated
Mounting	Breakaway torque 0.4 Nm
Number of conductors/cross-section	1 × 4 × AWG 22/7
Number of conductors	4
Conductor color	various
Jacket material	PUR
Jacket color	green RAL 6018
Conductor insulation	PP
Outer $\varnothing$	6.5 mm
Bending radius	10 × D
Minimum bending radius moving	10×D
Storage temperature range	-30 °C ... +90 °C
Temperature range connector	-25 °C ... +90 °C
Temperature range fixed	-40 °C ... +70 °C
Temperature range moving	-40 °C ... +70 °C
Weight	0.070 kg/piece
PU	1 Quantity

**C-track chain properties** Type B

### Dimensions



29.04.2017 – Subject to technical modification

Part-No. 475400.0060

USA: LUTZE INC.

13330 South Ridge Drive • Charlotte, NC 28273, USA

Tel. +1 (704) 504-0222 • Fax +1 (704) 504-0223

www.lutze.com • info@lutze.com

United Kingdom: LÜTZE Ltd.

Unit 3, Sandy Hill Park

Sandy Way, Amington • GB-Tamworth, Staffs B77 4DU

Tel. +44 (0)1827 31333-0 • Fax +44 (0)1827 31333-2

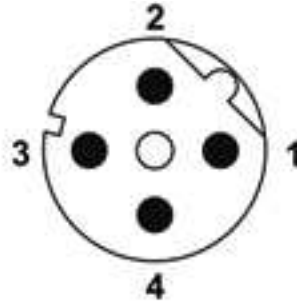
www.lutze.com • sales.gb@lutze.co.uk



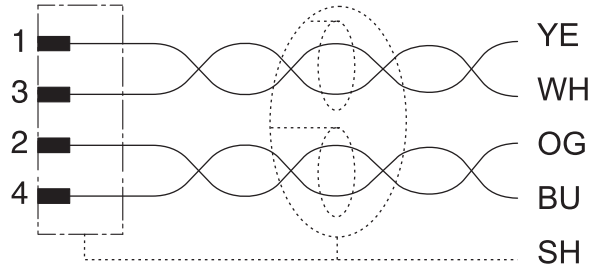
SYSTEMATIC TECHNOLOGY

# Technical data sheet · Actuator sensor interface

## PIN assignment



## Circuit diagram



## Symbols



## Accessories

Torque setting tool M 12

## Part No.

490091

## Type

DM-SET M12

## PU

1

29.04.2017 – Subject to technical modification

Part-No. 475400.0060

USA: LUTZE INC.

13330 South Ridge Drive · Charlotte, NC 28273, USA  
Tel. +1 (704) 504-0222 · Fax +1 (704) 504-0223  
www.lutze.com · info@lutze.com

United Kingdom: LÜTZE Ltd.

Unit 3, Sandy Hill Park  
Sandy Way, Amington · GB-Tamworth, Staffs B77 4DU  
Tel. +44 (0)1827 31333-0 · Fax +44 (0)1827 31333-2  
www.lutze.com · sales.gb@lutze.co.uk