



Identification	Type	KUGE4-M12/PN 10M PUR
	Part-No.	475500.1000
Description	M12 panel connectors using PG9 thread for rear panel installation, open end Female - D coded (Ethernet Cat. 5e) shielded	
Technical data	Rated voltage U_N AC/DC 24 V	
	Rated voltage max. 30 V	
	Rated current 4 A	
	Pole number 4	
	Cable length 10.0 m	
	Coding D	
	Shielding 360°	
General	Form male 1 M 12	
	Female	
	Nominal insulation voltage 250 V	
	Test voltage 1500 V	
	Degree of pollution 3	
	Insulation resistance > 1000 M Ω × km	

29.04.2017 – Subject to technical modification

Part-No. 475500.1000

USA: LUTZE INC.

13330 South Ridge Drive • Charlotte, NC 28273, USA
Tel. +1 (704) 504-0222 • Fax +1 (704) 504-0223
www.lutze.com • info@lutze.com

United Kingdom: LÜTZE Ltd.

Unit 3, Sandy Hill Park
Sandy Way, Amington • GB-Tamworth, Staffs B77 4DU
Tel. +44 (0)1827 31333-0 • Fax +44 (0)1827 31333-2
www.lutze.com • sales.gb@lutze.co.uk

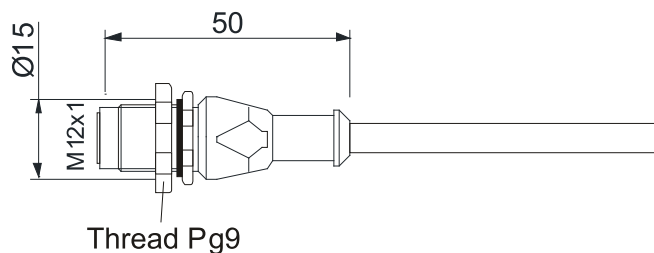


Technical data sheet - Actuator sensor interface

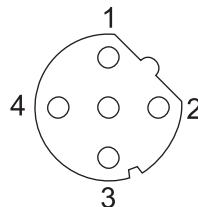
Contact resistance	< 5 mΩ
Protection class	IP65/67
Housing material	TPU
Contact material	CuSn, gold-plated
Thread material	Zinc die-casting, nickel-plated
Number of conductors/cross-section	1×4×AWG22/7
Jacket material	PUR
Jacket color	green RAL 6018
Conductor insulation	PP
Outer Ø	6.5 mm
Bending radius	10 × D
Storage temperature range	-40 °C ... +90 °C
Temperature range connector	-25 °C ... +90 °C
Temperature range fixed	-40 °C ... +70 °C
Temperature range moving	-40 °C ... +70 °C
Weight	0.640 kg/piece
Approvals	UL

C-track chain properties Type B

Dimensions



PIN assignment



29.04.2017 – Subject to technical modification

Part-No. 475500.1000

USA: LUTZE INC.

13330 South Ridge Drive • Charlotte, NC 28273, USA

Tel. +1 (704) 504-0222 • Fax +1 (704) 504-0223

www.lutze.com • info@lutze.com

United Kingdom: LÜTZE Ltd.

Unit 3, Sandy Hill Park

Sandy Way, Amington • GB-Tamworth, Staffs B77 4DU

Tel. +44 (0)1827 31333-0 • Fax +44 (0)1827 31333-2

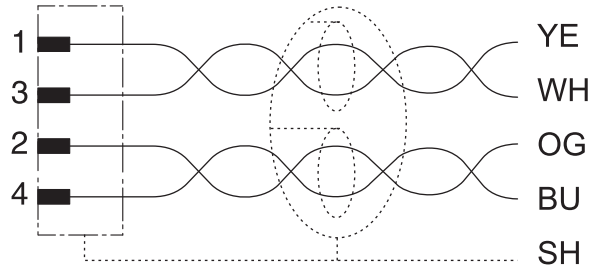
www.lutze.com • sales.gb@lutze.co.uk



SYSTEMATIC TECHNOLOGY

Technical data sheet - Actuator sensor interface

Circuit diagram



Symbols



Accessories

Torque setting tool M 12

Part No.

490091

Type

DM-SET M12

PU

1

29.04.2017 – Subject to technical modification

Part-No. 475500.1000

USA: LUTZE INC.

13330 South Ridge Drive • Charlotte, NC 28273, USA

Tel. +1 (704) 504-0222 • Fax +1 (704) 504-0223

www.lutze.com • info@lutze.com

United Kingdom: LÜTZE Ltd.

Unit 3, Sandy Hill Park

Sandy Way, Amington • GB-Tamworth, Staffs B77 4DU

Tel. +44 (0)1827 31333-0 • Fax +44 (0)1827 31333-2

www.lutze.com • sales.gb@lutze.co.uk