

RJ45 connector



Identification	Type	RJ45-X 8pol. Cat.6A T568B AWG 26/19
	Part-No.	490153
Description		
Industrial connector RJ45, angled solid metal housing, quick-connect technology AWG 27–22 Cat 6A		
Technical data		
Nominal voltage	30 V	
Rated current	Max. 1.0 A per contact	
Pol number	8	
Transfer rate	10 Gbit/s	
Transmission frequency	10 GBit/s	
Category	6A (ISO/IEC 11801, DIN EN 50173-1)	
Contact type	Penetration contacts	
Shielding	yes	
General		
Form	RJ45 (IEC 60603-7-51), cable output 90° rotating	
Pollution degree	1	
Insulation resistance	≥500 MΩ	
Contact resistance	≤20 mΩ	

30.01.2017 – Subject to technical modification

Part-No. 490153

USA: LUTZE INC.

13330 South Ridge Drive • Charlotte, NC 28273, USA

Tel. +1 (704) 504-0222 • Fax +1 (704) 504-0223

www.lutze.com • info@lutze.com

United Kingdom: LÜTZE Ltd.

Unit 3, Sandy Hill Park

Sandy Way, Amington • GB-Tamworth, Staffs B77 4DU

Tel. +44 (0)1827 31333-0 • Fax +44 (0)1827 31333-2

www.lutze.com • sales.gb@lutze.co.uk



SYSTEMATIC TECHNOLOGY

Technical data sheet • Actuator sensor interface

Class of flammability according to UL 94	V0
Protection class	IP 20
Housing material	Zinc die-casting, nickel-plated/PBT black
Coverage	PBT black
Contact material	Spring steel 0.8 µm gold-plated
Cable diameter	5.5 – 10.0 mm
Strand diameter	0.85 – 1.1 mm
Storage temperature range	-40 °C ... 85 °C
Operation temperature range	-40 °C – 85 °C
Dimensions (w × h × d)	13.9 × 41.0 × 45.7 mm
Mechanical service life	≥ 750 insertion cycles
Cross section	AWG 26/1-24/1, AWG 27/7-24/7, AWG 26/19
Weight (kg/piece)	0.030
Approvals	cULus
Standards	IEC 60603-7-51
PU	1

30.01.2017 – Subject to technical modification

Part-No. 490153

USA: LUTZE INC.

13330 South Ridge Drive • Charlotte, NC 28273, USA

Tel. +1 (704) 504-0222 • Fax +1 (704) 504-0223

www.lutze.com • info@lutze.com

United Kingdom: LÜTZE Ltd.

Unit 3, Sandy Hill Park

Sandy Way, Amington • GB-Tamworth, Staffs B77 4DU

Tel. +44 (0)1827 31333-0 • Fax +44 (0)1827 31333-2

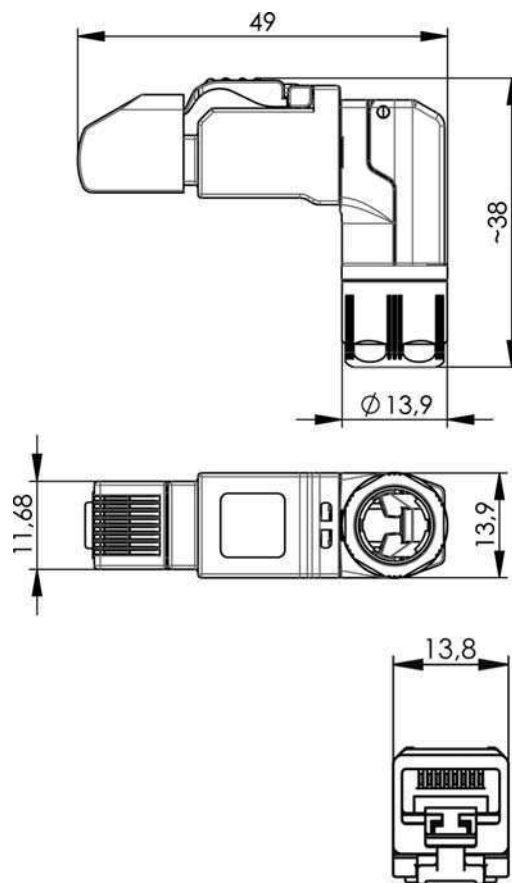
www.lutze.com • sales.gb@lutze.co.uk



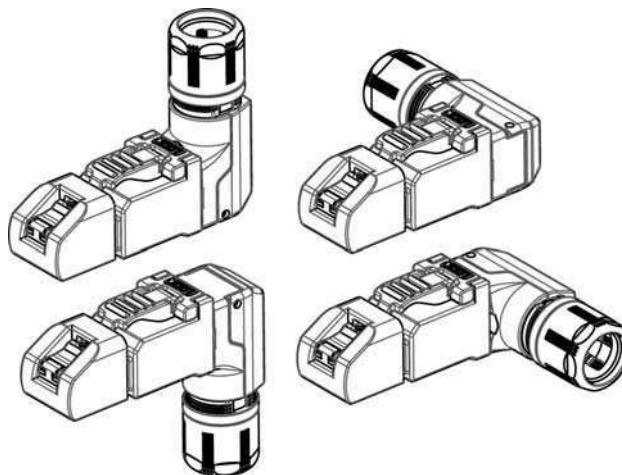
SYSTEMATIC TECHNOLOGY

Technical data sheet • Actuator sensor interface

Dimensions



Mounting diagram



30.01.2017 – Subject to technical modification

Part-No. 490153

USA: LUTZE INC.

13330 South Ridge Drive • Charlotte, NC 28273, USA

Tel. +1 (704) 504-0222 • Fax +1 (704) 504-0223

www.lutze.com • info@lutze.com

United Kingdom: LÜTZE Ltd.

Unit 3, Sandy Hill Park

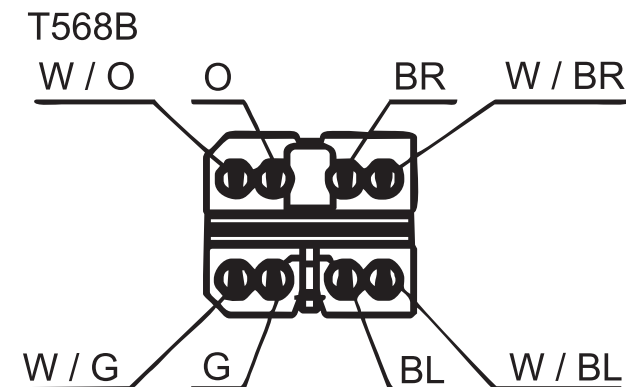
Sandy Way, Amington • GB-Tamworth, Staffs B77 4DU

Tel. +44 (0)1827 31333-0 • Fax +44 (0)1827 31333-2

www.lutze.com • sales.gb@lutze.co.uk

Technical data sheet • Actuator sensor interface

Connection assignment



Symbols



Comments

Suitable for Profinet, SERCOS3, Ethercat, Ethernet/IP, Powerlink, VARAN, Power over Ethernet+ (PoE+IEEE 802.3at)
Suitable cables, see overview assignment Ethernet cables to connectors

30.01.2017 – Subject to technical modification

Part-No. 490153

USA: LUTZE INC.

13330 South Ridge Drive • Charlotte, NC 28273, USA

Tel. +1 (704) 504-0222 • Fax +1 (704) 504-0223

www.lutze.com • info@lutze.com

United Kingdom: LÜTZE Ltd.

Unit 3, Sandy Hill Park

Sandy Way, Amington • GB-Tamworth, Staffs B77 4DU

Tel. +44 (0)1827 31333-0 • Fax +44 (0)1827 31333-2

www.lutze.com • sales.gb@lutze.co.uk



SYSTEMATIC TECHNOLOGY