



Identification	Type	LOCC-Box-GWPN 0-6457
	Part-No.	716457
Description		
	Gateway for LOCC-Box-Net versions	
	Input: LOCCbus (LIN)	
	Output: USB, PROFINET-IO	
Input		
Operation voltage range	10-32 V	
Reverse voltage protection	Yes	
Bus system	LOCCbus, basic LIN	
Access method	Single-Master - Multiple Slave	
Bus technology	Line	
Physical level	1-wire	
Participants	typ. 40, max. 100	
Bus length	Max. 40 m	
Transfer rate	9600 Baud	
Data rate	8 Bit + fixed parity (Bit 9)	
Transfer protocol	Modified multi-drop	
Output		
Bus system	USB 2.0 Full-Speed, PROFINET-IO	

25.08.2017 – Subject to technical modification

Part-No. 716457

USA: LUTZE INC.

13330 South Ridge Drive · Charlotte, NC 28273, USA
 Tel. +1 (704) 504-0222 · Fax +1 (704) 504-0223
 www.lutze.com · info@lutze.com

United Kingdom: LÜTZE Ltd.

Unit 3, Sandy Hill Park
 Sandy Way, Amington · GB-Tamworth, Staffs B77 4DU
 Tel. +44 (0)1827 31333-0 · Fax +44 (0)1827 31333-2
 www.lutze.com · sales.gb@lutze.co.uk



Technical data sheet - Load monitoring

Transfer rate	USB: 12 Mbit/s PROFINET-IO: 100 bit/s (IEE 802.3)
Interface	USB: USB connector, Type B PROFINET-IO: Port_1, Port_2, 2 x RJ45 female connector with galvanic isolation and LEDs

Communication internal

Participants	typ. 40, max. 100
Transfer rate	9600 Baud
Bus length	Max. 40 m

General

Rated voltage	DC 12/24 V
Rated current	120 mA @ 24 V
Status indication	LED F, yellow - flashing: identification request (PROFINET) LED E, red - shining: no connection (PROFINET) LED P, green - on: operating voltage is supplied (POWER) LED C, green - flashing: data traffic with LOCC-Box-Net modules (LOCCbus) Link: yellow - 100Base/T-connection Activity green - valid connection, Blanking: data traffic
Insulation voltage	1.5 kV
Operation temperature range	-20 °C ... +60 °C
Storage temperature range	-40 °C ... +85 °C
Dimensions (w x h x d)	22.5 x 99.0 x 114.5 mm
Housing material	PA 6.6 (UL 94 V-0)
Mounting	DIN rail mountable TS35 (EN 60715)
Protection class	IP20
Installation position	any
Connection device	Spring terminal 0.14 mm ² – 2.5 mm ² (with ferrule 1.5 mm ²)
Relative air humidity	max. 90 % not condensing
Weight	0.130 kg/piece
Approvals	CE
Standards	EN 60950-1 EN 61131-1, 2 EN 60898 EN 60947-4-1 EN 50081
PU	1 piece

Comments	Screw terminal on request
-----------------	---------------------------

25.08.2017 – Subject to technical modification

Part-No. 716457

USA: LUTZE INC.

13330 South Ridge Drive • Charlotte, NC 28273, USA
Tel. +1 (704) 504-0222 • Fax +1 (704) 504-0223
www.lutze.com • info@lutze.com

United Kingdom: LÜTZE Ltd.

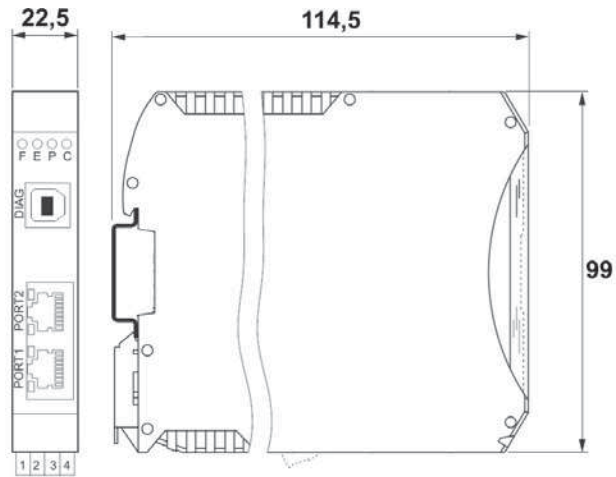
Unit 3, Sandy Hill Park
Sandy Way, Amington • GB-Tamworth, Staffs B77 4DU
Tel. +44 (0)1827 31333-0 • Fax +44 (0)1827 31333-2
www.lutze.com • sales.gb@lutze.co.uk



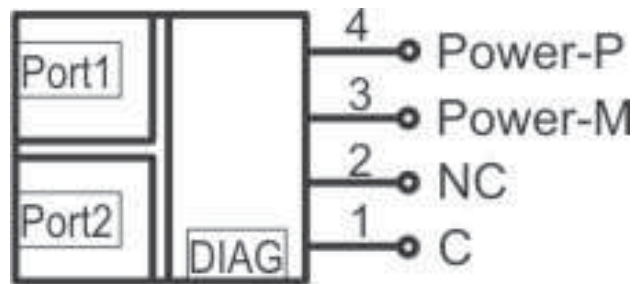
SYSTEMATIC TECHNOLOGY

Technical data sheet · Load monitoring

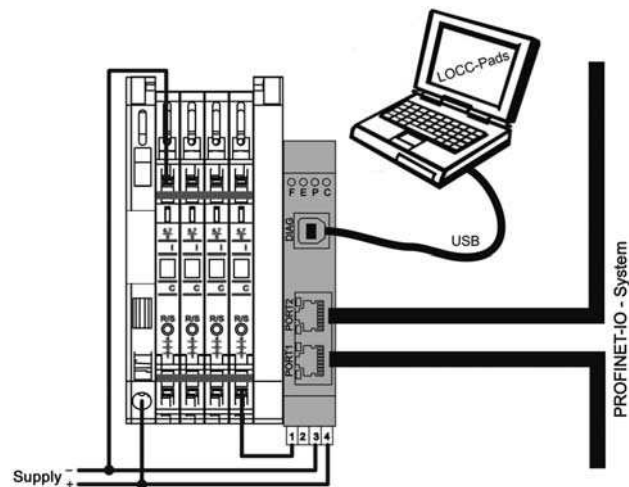
Dimensions



PIN assignment



Use



25.08.2017 – Subject to technical modification

Part-No. 716457

USA: LUTZE INC.

13330 South Ridge Drive · Charlotte, NC 28273, USA
Tel. +1 (704) 504-0222 · Fax +1 (704) 504-0223
www.lutze.com · info@lutze.com

United Kingdom: LÜTZE Ltd.

Unit 3, Sandy Hill Park
Sandy Way, Amington · GB-Tamworth, Staffs B77 4DU
Tel. +44 (0)1827 31333-0 · Fax +44 (0)1827 31333-2
www.lutze.com · sales.gb@lutze.co.uk



SYSTEMATIC TECHNOLOGY