



<b>Identification</b>	Type	RE 4-0732 24V <E> UL
	Part-No.	730732
<b>Input</b>		
Input voltage range		19.2 V – 30.0 V
Nominal voltage		AC/DC 24 V
Rated frequency		50–60 Hz
Rated current		20.0 mA
Interrupting voltage		<2.4 V
Protection device		Bridge rectifier
Rated insulation voltage (EN 50178)		50 V
Status Indication		LED yellow
<b>Load Side</b>		
Contact type		1 change over contact
Min. switching voltage		AC/DC 17 V
Max. switching voltage		AC/DC 250 V
Min. switching current		AC/DC 5 mA
Max. switching current		AC/DC 5 A
Switching capacity AC 15		3 A
Switching capacity DC 13		at 24 V: 1 A, at 115 V: 200 mA, at 230 V: 100 mA
Max. switching capacity		1250 VA
Contact material		AgSnO2

02.04.2016 – Subject to technical modification

Part-No. 730732

USA: LUTZE INC.

13330 South Ridge Drive • Charlotte, NC 28273, USA  
 Tel. +1 (704) 504-0222 • Fax +1 (704) 504-0223  
 www.lutze.com • info@lutze.com

United Kingdom: LUTZE Ltd.

Unit 3, Sandy Hill Park  
 Sandy Way, Amington • GB-Tamworth, Staffs B77 4DU  
 Tel. +44 (0)1827 31333-0 • Fax +44 (0)1827 31333-2  
 www.lutze.com • sales.gb@lutze.co.uk



SYSTEMATIC TECHNOLOGY

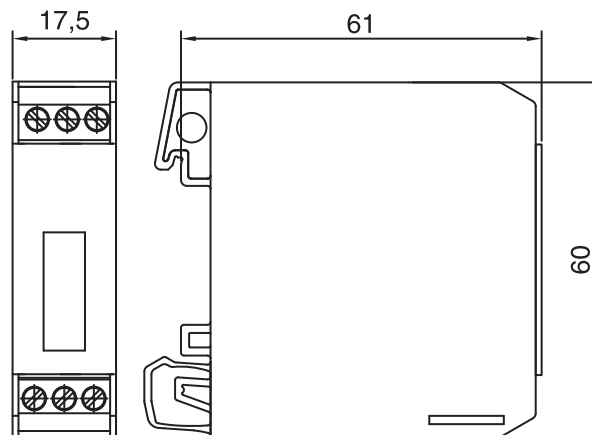
## Technical data sheet • Interface Technology

Mechanical service life	$3 \times 10^7$ operations
Inrush current	15 A (4 ms)
Switch-on delay	8 ms
Switch-off delay	4 ms
Clearance/creep. dist. (control/load side)	>5.5 mm
Rated insulation voltage (EN 50178)	300 V

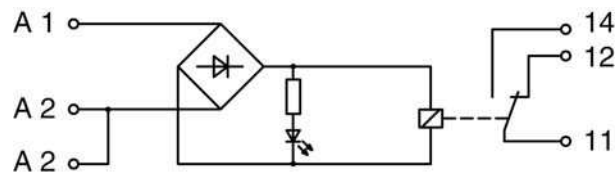
### General

Housing material	PPE
Protection class	IP 20
Field installation	rail TS 35 (EN 50022)
Insulation voltage input/output	4.0 kV <sub>eff</sub>
Safe isolation	Yes
Operation temperature range	-25 °C – 60 °C
Storage temperature range	-40 °C – 80 °C
Dimensions (w × h × d)	17.5 × 60.0 × 67.0 mm
Weight (kg/piece)	0.045
Approvals	cULus
Termination	Screw terminal: 0.25–2.5 mm <sup>2</sup>

### Dimensions



### PIN assignment



02.04.2016 – Subject to technical modification

Part-No. 730732

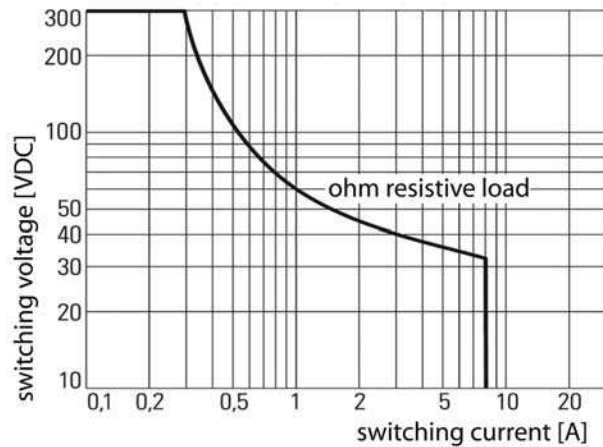
USA: LUTZE INC.

13330 South Ridge Drive • Charlotte, NC 28273, USA  
Tel. +1 (704) 504-0222 • Fax +1 (704) 504-0223  
www.lutze.com • info@lutze.com

United Kingdom: LUTZE Ltd.

Unit 3, Sandy Hill Park  
Sandy Way, Amington • GB-Tamworth, Staffs B77 4DU  
Tel. +44 (0)1827 31333-0 • Fax +44 (0)1827 31333-2  
www.lutze.com • sales.gb@lutze.co.uk

**Limit curve**



**Accessories**

Accessories	Color	Article number	Type	PU
Tag holder 7×20 mm	white	760968	BZT-0720	100
Laser printer label 6.35×15.24 mm (sheet with 528 labels)		681033	LEB-0615	1

**Comments**

Hard gold-plated contacts: So that the gold layer is not damaged, the specified values are not permitted to be exceeded. At higher switching capacity, the gold layer vaporizes. The deposition in the housing can lead to sparkovers between the coil and contact.

02.04.2016 – Subject to technical modification

Part-No. 730732

USA: LUTZE INC.

13330 South Ridge Drive • Charlotte, NC 28273, USA  
 Tel. +1 (704) 504-0222 • Fax +1 (704) 504-0223  
 www.lutze.com • info@lutze.com

United Kingdom: LUTZE Ltd.

Unit 3, Sandy Hill Park  
 Sandy Way, Amington • GB-Tamworth, Staffs B77 4DU  
 Tel. +44 (0)1827 31333-0 • Fax +44 (0)1827 31333-2  
 www.lutze.com • sales.gb@lutze.co.uk



SYSTEMATIC TECHNOLOGY