



Identification	Type	RE 4-0747 AC/DC 230 V
	Part-No.	730747
Input		
Input voltage range	184.0 V – 253.0 V	
Nominal voltage	AC/DC 230 V	
Rated frequency	50–60 Hz	
Rated current	4.0 mA	
Interrupting voltage	<23 V	
Protection device	Bridge rectifier	
Rated insulation voltage (EN 50178)	300 V	
Status Indication	LED yellow	
Load Side		
Contact type	2 change over contact	
Min. switching voltage	AC/DC 17 V	
Max. switching voltage	AC/DC 250 V	
Min. switching current	AC/DC 5 mA	
Max. switching current	AC/DC 5 A	
Switching capacity AC 15	3 A	
Switching capacity DC 13	at 24 V: 1 A, at 115 V: 200 mA, at 230 V: 100 mA	
Max. switching capacity	1250 VA	
Contact material	AgNi 90/10	

20.04.2013 – Subject to technical modification

Part-No. 730747

USA: LUTZE INC.

13330 South Ridge Drive · Charlotte, NC 28273, USA
 Tel. +1 (704) 504-0222 · Fax +1 (704) 504-0223
 www.lutze.com · info@lutze.com

United Kingdom: LÜTZE Ltd.

Unit 3, Sandy Hill Park
 Sandy Way, Amington · GB-Tamworth, Staffs B77 4DU
 Tel. +44 (0)1827 31333-0 · Fax +44 (0)1827 31333-2
 www.lutze.com · sales.gb@lutze.co.uk



SYSTEMATIC TECHNOLOGY

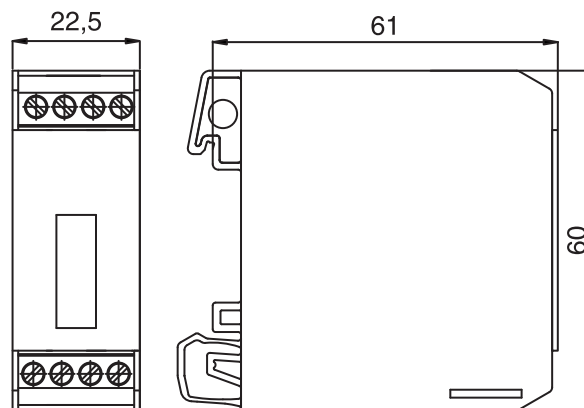
Technical data sheet - Interface Technology

Mechanical service life	2×10^7 operations
Inrush current	15 A (4 ms)
Switch-on delay	8 ms
Switch-off delay	3 ms
Clearance/creep. dist. (control/load side)	2 mm
Rated insulation voltage (EN 50178)	300 V

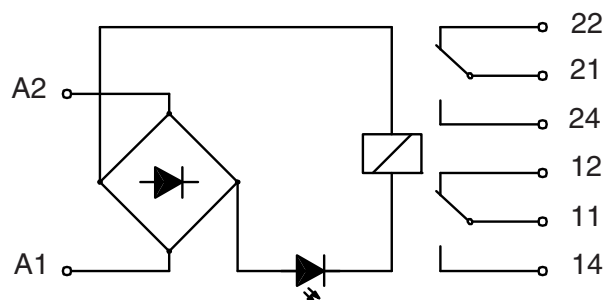
General

Housing material	PPE
Protection class	IP 20
Field installation	rail TS 35 (EN 50022)
Insulation voltage input/output	2.5 kV _{eff}
Safe isolation	No
Operation temperature range	-25 °C – 60 °C
Storage temperature range	-40 °C – 80 °C
Dimensions (w × h × d)	22.5×60.0×67.0 mm
Weight (kg/piece)	0.055
Termination	Screw terminal: 0.25–2.5 mm ²

Dimensions



PIN assignment



20.04.2013 – Subject to technical modification

Part-No. 730747

USA: LUTZE INC.

13330 South Ridge Drive • Charlotte, NC 28273, USA
Tel. +1 (704) 504-0222 • Fax +1 (704) 504-0223
www.lutze.com • info@lutze.com

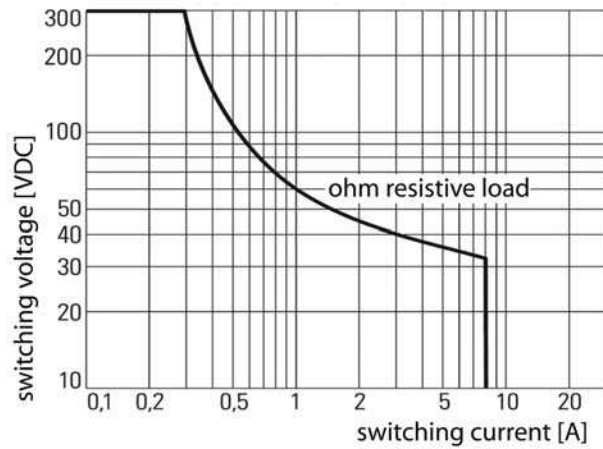
United Kingdom: LÜTZE Ltd.

Unit 3, Sandy Hill Park
Sandy Way, Amington • GB-Tamworth, Staffs B77 4DU
Tel. +44 (0)1827 31333-0 • Fax +44 (0)1827 31333-2
www.lutze.com • sales.gb@lutze.co.uk



SYSTEMATIC TECHNOLOGY

Limit curve



Accessories

Accessories	Colour	Article number	Type	PU
Tag holder 7×20 mm	white	760968	BZT-0720	100
Laser printer label 6.35×15.24 mm (sheet with 528 labels)		681033	LEB-0615	1

20.04.2013 – Subject to technical modification

Part-No. 730747

USA: LUTZE INC.

13330 South Ridge Drive • Charlotte, NC 28273, USA
 Tel. +1 (704) 504-0222 • Fax +1 (704) 504-0223
 www.lutze.com • info@lutze.com

United Kingdom: LÜTZE Ltd.

Unit 3, Sandy Hill Park
 Sandy Way, Amington • GB-Tamworth, Staffs B77 4DU
 Tel. +44 (0)1827 31333-0 • Fax +44 (0)1827 31333-2
 www.lutze.com • sales.gb@lutze.co.uk



SYSTEMATIC TECHNOLOGY