



Identification	Type	RE4-0841 24V UL
	Part-No.	730841
Input		
Input voltage range		19.2 V – 30.0 V
Nominal voltage		AC/DC 24 V HV
Rated frequency		50–60 Hz
Rated current		12.0 mA
Interrupting voltage		<math>< 2.4 V</math>
Protection device		Bridge rectifier
Rated insulation voltage (EN 50178)		50 V
Status Indication		LED yellow
Load Side		
Contact type		1 NO contact
Min. switching voltage		AC/DC 1 V
Max. switching voltage		AC/DC 250 V
Min. switching current		AC/DC 1 mA
Max. switching current		AC/DC 5 A
Switching capacity AC 15		3 A
Switching capacity DC 13		at 24 V: 1 A, at 115 V: 200 mA, at 230 V: 100 mA
Max. switching capacity		1250 VA
Contact material		AgNi + 0.15 μ m HV

02.04.2016 – Subject to technical modification

Part-No. 730841

USA: LUTZE INC.

13330 South Ridge Drive • Charlotte, NC 28273, USA
 Tel. +1 (704) 504-0222 • Fax +1 (704) 504-0223
 www.lutze.com • info@lutze.com

United Kingdom: LUTZE Ltd.

Unit 3, Sandy Hill Park
 Sandy Way, Amington • GB-Tamworth, Staffs B77 4DU
 Tel. +44 (0)1827 31333-0 • Fax +44 (0)1827 31333-2
 www.lutze.com • sales.gb@lutze.co.uk



SYSTEMATIC TECHNOLOGY

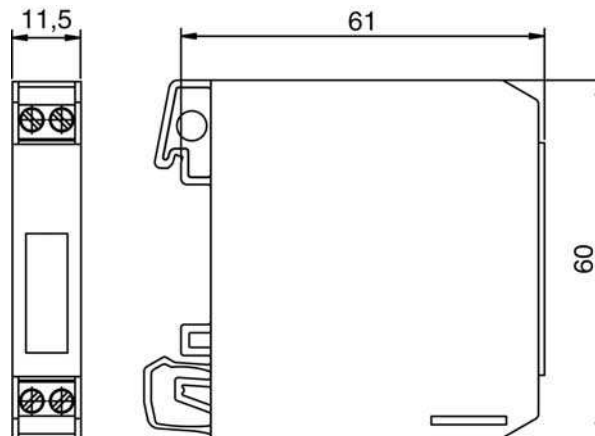
Technical data sheet • Interface Technology

Mechanical service life	3×10^7 operations
Inrush current	15 A (4 ms)
Switch-on delay	7 ms
Switch-off delay	3 ms
Clearance/creep. dist. (control/load side)	>5.5 mm
Rated insulation voltage (EN 50178)	300 V

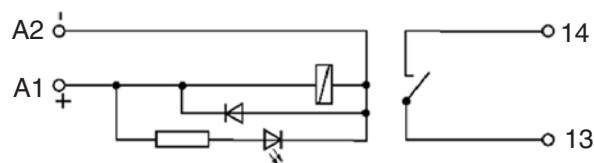
General

Housing material	PPE
Protection class	IP 20
Field installation	rail TS 35 (EN 50022)
Insulation voltage input/output	4.0 kV _{eff}
Safe isolation	Yes
Operation temperature range	-25 °C – 60 °C
Storage temperature range	-40 °C – 80 °C
Dimensions (w × h × d)	11.5 × 60.0 × 67.0 mm
Weight (kg/piece)	0.035
Approvals	cULus
Termination	Screw terminal: 0.25–2.5 mm ²

Dimensions



PIN assignment



02.04.2016 – Subject to technical modification

Part-No. 730841

USA: LUTZE INC.

13330 South Ridge Drive • Charlotte, NC 28273, USA
 Tel. +1 (704) 504-0222 • Fax +1 (704) 504-0223
 www.lutze.com • info@lutze.com

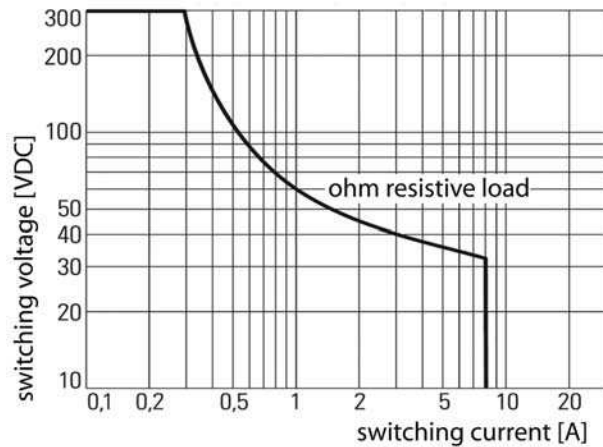
United Kingdom: LUTZE Ltd.

Unit 3, Sandy Hill Park
 Sandy Way, Amington • GB-Tamworth, Staffs B77 4DU
 Tel. +44 (0)1827 31333-0 • Fax +44 (0)1827 31333-2
 www.lutze.com • sales.gb@lutze.co.uk



SYSTEMATIC TECHNOLOGY

Limit curve



Accessories

Accessories	Color	Article number	Type	PU
Tag holder 7×20 mm	white	760968	BZT-0720	100
Laser printer label 6.35×15.24 mm (sheet with 528 labels)		681033	LEB-0924	1

Comments

Hard gold-plated contacts: So that the gold layer is not damaged, the specified values are not permitted to be exceeded. At higher switching capacity, the gold layer vaporizes. The deposition in the housing can lead to sparkovers between the coil and contact.

02.04.2016 – Subject to technical modification

Part-No. 730841

USA: LUTZE INC.

13330 South Ridge Drive • Charlotte, NC 28273, USA
 Tel. +1 (704) 504-0222 • Fax +1 (704) 504-0223
 www.lutze.com • info@lutze.com

United Kingdom: LUTZE Ltd.

Unit 3, Sandy Hill Park
 Sandy Way, Amington • GB-Tamworth, Staffs B77 4DU
 Tel. +44 (0)1827 31333-0 • Fax +44 (0)1827 31333-2
 www.lutze.com • sales.gb@lutze.co.uk



SYSTEMATIC TECHNOLOGY