

Microcompact analogue/analogue converter,  
passive



Identification	Type	WPAAs 7-1528
	Part-No.	751528
<b>Input</b>		
	750526/751526	750528/751528
Input signal	0(4)–20 mA	4–20 mA
Input signal	4–20 mA	
Galvanic insulation I/O	2-way isolation	
Zero /Span	Production comparison	
Input overload capability	max. 35 mA	
Build-up time (Accuracy 1%)	6 ms (for working resistance 500 Ω and 20 mA)	
<b>Load Side</b>		
	750526/751526	750528/751528
Output signal	0(4)–20 mA	4–20 mA
Output signal	4–20 mA	
Max. load impedance at I-output	1000 Ω (R <sub>B</sub> )	
Output current	max. 21 mA	
Ripple	<5 mV <sub>eff</sub> (working resistance 100 Ω)	

02.04.2016 – Subject to technical modification

Part-No. 751528

USA: LUTZE INC.

13330 South Ridge Drive · Charlotte, NC 28273, USA  
Tel. +1 (704) 504-0222 · Fax +1 (704) 504-0223  
www.lutze.com · info@lutze.com

United Kingdom: LUTZE Ltd.

Unit 3, Sandy Hill Park  
Sandy Way, Amington · GB-Tamworth, Staffs B77 4DU  
Tel. +44 (0)1827 31333-0 · Fax +44 (0)1827 31333-2  
www.lutze.com · sales.gb@lutze.co.uk



SYSTEMATIC TECHNOLOGY

## Technical data sheet · Interface Technology

### General

	<b>750526/751526</b>	<b>750528/751528</b>
Max. leakage voltage	2.8 V	4.1 V
Termination	Screw-/spring terminal 0.14–1.5 mm <sup>2</sup>	Screw-/spring terminal 0.14–1.5 mm <sup>2</sup>
Max. leakage voltage	4.1 V	
Nominal voltage	passive	
Status Indication	No	
Input/output protection	Suppressor diode (33 V)	
Accuracy	0.1 % FSR (23 °C)	
Build-up time (Accuracy 1%)	6 ms (for working resistance 500 Ω and 20 mA)	
Burden error	<0.06 % from measured value / 100 Ω working resistance	
Temperature drift /K	<150 ppm / K FSR	
Temperature drift (working resistance >600R)	<100 ppm / K FSR	
Temperature drift (working resistance >600R)	<150 ppm / K FSR	
Insulation voltage input/output	1.5 kV <sub>eff</sub>	
Housing material	PA 6.6 (UL 94 V-0)	
Field installation	rail TS 35 (EN 50022)	
Protection class	IP 20	
Installation position	Optional	
Termination	Spring terminal 0.14–1.5 mm <sup>2</sup>	
Operation temperature range	-25 °C – 60 °C	
Storage temperature range	-40 °C – 85 °C	
Dimensions (w × h × d)	6.2 × 90.0 × 92.5 mm	
Weight (kg/piece)	0.040 kg/piece	
Approvals	cULus, Class I, Div. 2, Groups A, B, C, D T4A	

02.04.2016 – Subject to technical modification

Part-No. 751528

USA: LUTZE INC.

13330 South Ridge Drive · Charlotte, NC 28273, USA

Tel. +1 (704) 504-0222 · Fax +1 (704) 504-0223

www.lutze.com · info@lutze.com

United Kingdom: LUTZE Ltd.

Unit 3, Sandy Hill Park

Sandy Way, Amington · GB-Tamworth, Staffs B77 4DU

Tel. +44 (0)1827 31333-0 · Fax +44 (0)1827 31333-2

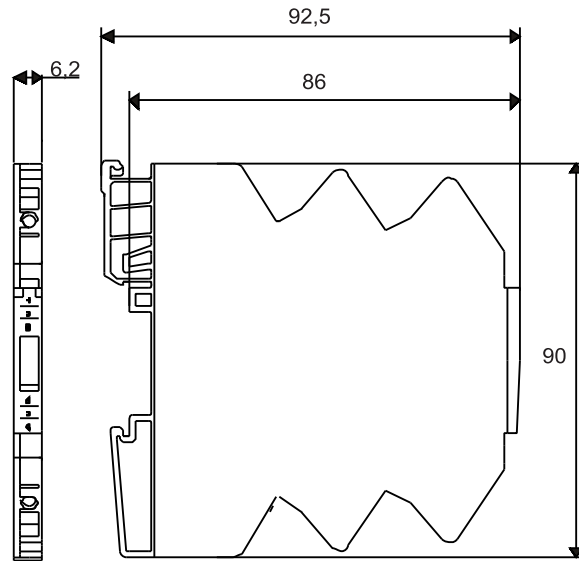
www.lutze.com · sales.gb@lutze.co.uk



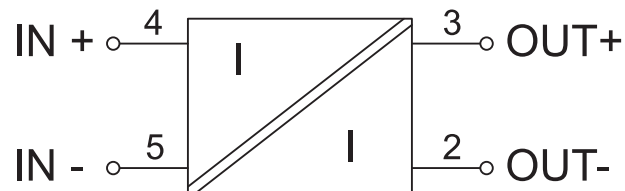
SYSTEMATIC TECHNOLOGY

# Technical data sheet · Interface Technology

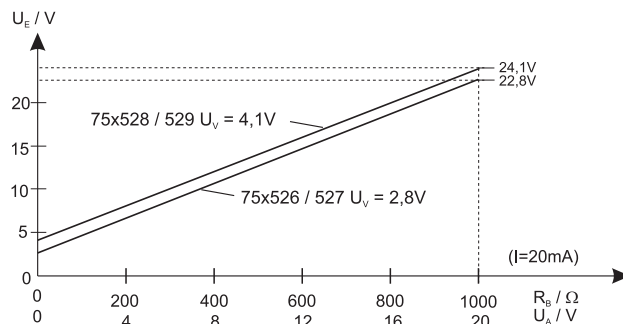
## Dimensions



## PIN assignment



## Action chart



## Accessories

Accessories	Color	Article number	Type	PU
Tag holder 4×11 mm	white	681313	BZT-0411	100
Isolation plate		760809	TP 7-0809	5

## Accessories

02.04.2016 – Subject to technical modification

Part-No. 751528

USA: LUTZE INC.

13330 South Ridge Drive · Charlotte, NC 28273, USA

Tel. +1 (704) 504-0222 · Fax +1 (704) 504-0223

www.lutze.com · info@lutze.com

United Kingdom: LUTZE Ltd.

Unit 3, Sandy Hill Park

Sandy Way, Amington · GB-Tamworth, Staffs B77 4DU

Tel. +44 (0)1827 31333-0 · Fax +44 (0)1827 31333-2

www.lutze.com · sales.gb@lutze.co.uk



SYSTEMATIC TECHNOLOGY

## Technical data sheet - Interface Technology

---

Accessories	Color	2-pole	3-pole	4-pole	8-pole	16-pole	PU
6 A jumper comb	red	762802	762805	762812	762822	762832	10
6 A jumper comb	white	762803	762806	762813	762823	762833	10
6 A jumper comb	blue	762804	762807	762814	762824	762834	10

---

### Comments

With connection: This passive isolator has a non-reactive transmission, so that the current in the input circuit is not interrupted for an output interruption.

02.04.2016 – Subject to technical modification

Part-No. 751528

USA: LUTZE INC.

13330 South Ridge Drive • Charlotte, NC 28273, USA

Tel. +1 (704) 504-0222 • Fax +1 (704) 504-0223

www.lutze.com • info@lutze.com

United Kingdom: LUTZE Ltd.

Unit 3, Sandy Hill Park

Sandy Way, Amington • GB-Tamworth, Staffs B77 4DU

Tel. +44 (0)1827 31333-0 • Fax +44 (0)1827 31333-2

www.lutze.com • sales.gb@lutze.co.uk



SYSTEMATIC TECHNOLOGY