

Microcompact analogue/analogue converter,
passive



Identification	Type	WPAA 7-1529
	Part-No.	751529
Input		
	750527/751527	750529/751529
Input signal	2 x 0(4)–20 mA	2 x 4–20 mA
Input signal	2 x 4–20 mA	
Galvanic insulation I/O	2-way isolation	
Zero /Span	Production comparison	
Input overload capability	max. 35 mA	
Build-up time (Accuracy 1%)	6 ms (for working resistance 500 Ω and 20 mA)	
Load Side		
	750527/751527	750529/751529
Output signal	0(4)–20 mA	2 x 4–20 mA
Output signal	2 x 4–20 mA	
Max. load impedance at I-output	1000 Ω (R _B)	
Output current	max. 21 mA	
Ripple	<5 mV _{eff} (working resistance 100 Ω)	

02.04.2016 – Subject to technical modification

Part-No. 751529

USA: LUTZE INC.

13330 South Ridge Drive • Charlotte, NC 28273, USA
Tel. +1 (704) 504-0222 • Fax +1 (704) 504-0223
www.lutze.com • info@lutze.com

United Kingdom: LUTZE Ltd.

Unit 3, Sandy Hill Park
Sandy Way, Amington • GB-Tamworth, Staffs B77 4DU
Tel. +44 (0)1827 31333-0 • Fax +44 (0)1827 31333-2
www.lutze.com • sales.gb@lutze.co.uk



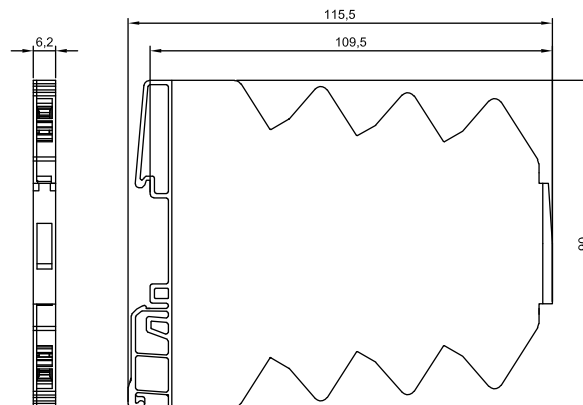
SYSTEMATIC TECHNOLOGY

Technical data sheet · Interface Technology

General

	750527/751527	750529/751529
Max. leakage voltage	2.8 V	4.1 V
Termination	Screw-/spring terminal 0.14–1.5 mm ²	Screw-/spring terminal 0.14–1.5 mm ²
Max. leakage voltage	4.1 V	
Nominal voltage	passive	
Status Indication	No	
Input/output protection	Suppressor diode (33 V)	
Accuracy	0.1 % FSR (23 °C)	
Build-up time (Accuracy 1%)	6 ms (for working resistance 500 Ω and 20 mA)	
Burden error	<0.06 % from measured value / 100 Ω working resistance	
Temperature drift /K	<150 ppm / K FSR	
Temperature drift (working resistance >600R)	<100 ppm / K FSR	
Temperature drift (working resistance >600R)	<150 ppm / K FSR	
Insulation voltage input/output	1.5 kV _{eff}	
Housing material	PA 6.6 (UL 94 V-0)	
Field installation	rail TS 35 (EN 50022)	
Protection class	IP 20	
Installation position	Optional	
Termination	Spring terminal 0.14–1.5 mm ²	
Operation temperature range	-25 °C – 60 °C	
Storage temperature range	-40 °C – 85 °C	
Dimensions (w × h × d)	6.2 × 90.0 × 115.5 mm	
Weight (kg/piece)	0.055 kg/piece	
Approvals	cULus, Class I, Div. 2, Groups A, B, C, D T4A	

Dimensions



02.04.2016 – Subject to technical modification

Part-No. 751529

USA: LUTZE INC.

13330 South Ridge Drive · Charlotte, NC 28273, USA
Tel. +1 (704) 504-0222 · Fax +1 (704) 504-0223
www.lutze.com · info@lutze.com

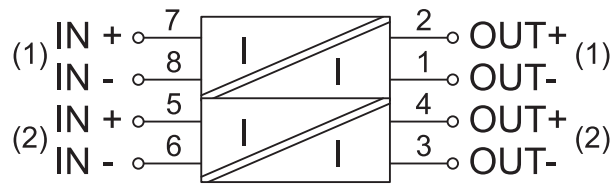
United Kingdom: LUTZE Ltd.

Unit 3, Sandy Hill Park
Sandy Way, Amington · GB-Tamworth, Staffs B77 4DU
Tel. +44 (0)1827 31333-0 · Fax +44 (0)1827 31333-2
www.lutze.com · sales.gb@lutze.co.uk

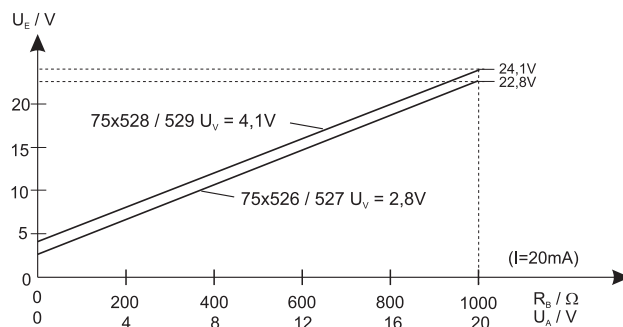


SYSTEMATIC TECHNOLOGY

PIN assignment



Action chart



Accessories

Accessories	Color	Article number	Type	PU
Tag holder 4×11 mm	white	681313	BZT-0411	100
Isolation plate		760809	TP 7-0809	5

Accessories

Accessories	Color	2-pole	3-pole	4-pole	8-pole	16-pole	PU
Jumper comb 6A	red	762802	762805	762812	762822	762832	10
Jumper comb 6A	white	762803	762806	762813	762823	762833	10
Jumper comb 6A	blue	762804	762807	762814	762824	762834	10

Comments

With connection: This passive isolator has a non-reactive transmission, so that the current in the input circuit is not interrupted for an output interruption.

02.04.2016 – Subject to technical modification

Part-No. 751529

USA: LUTZE INC.

13330 South Ridge Drive · Charlotte, NC 28273, USA

Tel. +1 (704) 504-0222 · Fax +1 (704) 504-0223

www.lutze.com · info@lutze.com

United Kingdom: LUTZE Ltd.

Unit 3, Sandy Hill Park

Sandy Way, Amington · GB-Tamworth, Staffs B77 4DU

Tel. +44 (0)1827 31333-0 · Fax +44 (0)1827 31333-2

www.lutze.com · sales.gb@lutze.co.uk



SYSTEMATIC TECHNOLOGY