



<b>Identification</b>	Type	OT 7-0120
	Part-No.	760120
<b>Input</b>		
Input voltage range	4.0 V – 6.0 V	
Interrupting voltage	<2 V	
Protection device	Varistor	
Status Indication	LED yellow	
<b>Load Side</b>		
Switching element	MosFet, NO contact	
Min. switching voltage	DC 10 V	
Max. switching voltage	DC 48 V	
Min. switching current	1 mA	
Max. switching current	0.5 A	
Leakage current	< 50 µA	
Switch-on delay	< 150 µs	
Switch-off delay	< 300 µs	
Switching frequency	1 kHz	
Protection device output	Suppressor diode	
<b>General</b>		
Housing material	PA, UL 94-V0	

03.04.2016 – Subject to technical modification

Part-No. 760120

USA: LUTZE INC.

13330 South Ridge Drive • Charlotte, NC 28273, USA  
 Tel. +1 (704) 504-0222 • Fax +1 (704) 504-0223  
 www.lutze.com • info@lutze.com

United Kingdom: LUTZE Ltd.

Unit 3, Sandy Hill Park  
 Sandy Way, Amington • GB-Tamworth, Staffs B77 4DU  
 Tel. +44 (0)1827 31333-0 • Fax +44 (0)1827 31333-2  
 www.lutze.com • sales.gb@lutze.co.uk

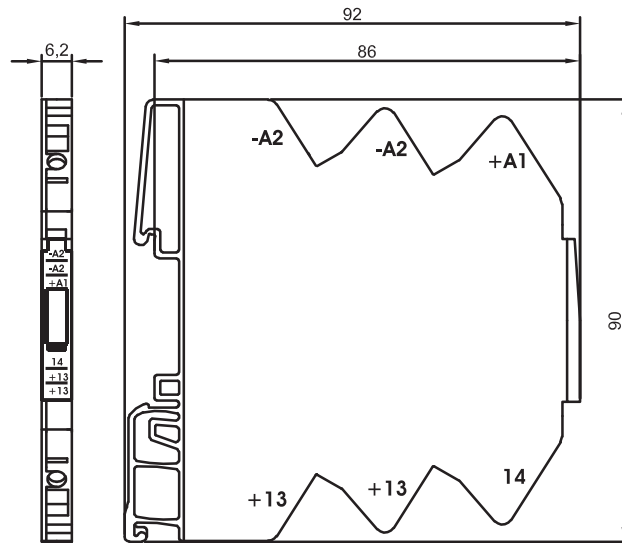


SYSTEMATIC TECHNOLOGY

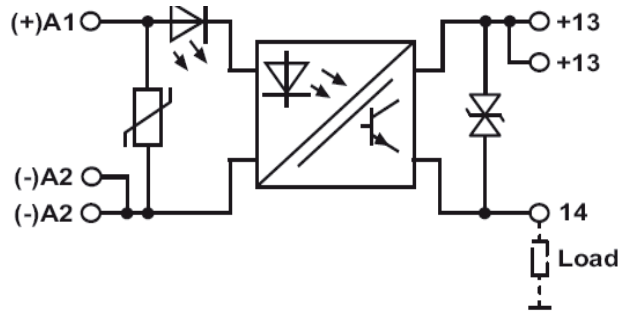
## Technical data sheet · Interface Technology

Protection class	IP 20
Field installation	rail TS 35 (EN 50022)
Insulation voltage input/output	2.5 kV <sub>eff</sub> 76x120
Safe isolation	yes
Operation temperature range	-30 °C – 70 °C
Storage temperature range	-40 °C – 80 °C
Dimensions (w × h × d)	6.2 × 90.0 × 92.0 mm
Weight (kg/piece)	0.030
Termination	Screw terminal: 0.14–1.5 mm <sup>2</sup>

### Dimensions



### PIN assignment



03.04.2016 – Subject to technical modification

Part-No. 760120

USA: LUTZE INC.

13330 South Ridge Drive · Charlotte, NC 28273, USA  
Tel. +1 (704) 504-0222 · Fax +1 (704) 504-0223  
www.lutze.com · info@lutze.com

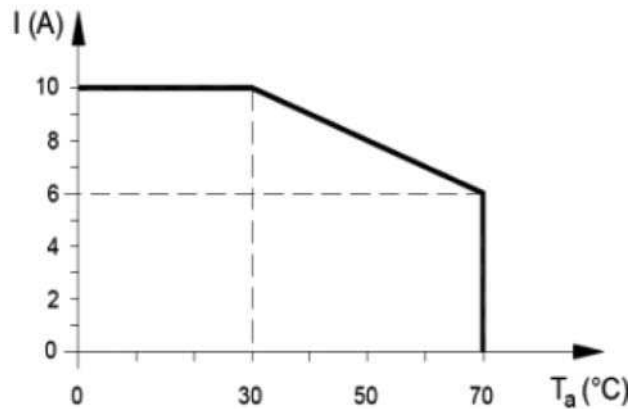
United Kingdom: LUTZE Ltd.

Unit 3, Sandy Hill Park  
Sandy Way, Amington · GB-Tamworth, Staffs B77 4DU  
Tel. +44 (0)1827 31333-0 · Fax +44 (0)1827 31333-2  
www.lutze.com · sales.gb@lutze.co.uk



SYSTEMATIC TECHNOLOGY

**Derating**



**Accessories**

Accessories	Color	Article number	Type	PU
Tag holder 4×11 mm	white	681313	BZT-0411	100

**Accessories**

Accessories	Color	2-pole	3-pole	4-pole	8-pole	16-pole	PU
6 A jumper comb	red	762802	762805	762812	762822	762832	10
6 A jumper comb	white	762803	762806	762813	762823	762833	10
6 A jumper comb	blue	762804	762807	762814	762824	762834	10

03.04.2016 – Subject to technical modification

Part-No. 760120

USA: LUTZE INC.

13330 South Ridge Drive · Charlotte, NC 28273, USA  
 Tel. +1 (704) 504-0222 · Fax +1 (704) 504-0223  
 www.lutze.com · info@lutze.com

United Kingdom: LUTZE Ltd.

Unit 3, Sandy Hill Park  
 Sandy Way, Amington · GB-Tamworth, Staffs B77 4DU  
 Tel. +44 (0)1827 31333-0 · Fax +44 (0)1827 31333-2  
 www.lutze.com · sales.gb@lutze.co.uk



SYSTEMATIC TECHNOLOGY