



Identification	Type	RE 6-0227 AC/DC 230V
	Part-No.	760227

Input

Input voltage range	184.0 V – 253.0 V
Nominal voltage	AC/DC 230 V
Rated frequency	50–60 Hz
Rated current	3.5 mA
Interrupting voltage	<23 V
Protection device	Bridge rectifier
Rated insulation voltage (EN 50178)	300 V
Status Indication	LED yellow

Load Side

Contact type	1 change over contact
Min. switching voltage	AC/DC 1 V
Max. switching voltage	AC/DC 250 V
Min. switching current	AC/DC 1 mA
Max. switching current	AC/DC 6 A
Switching capacity AC 15	3 A
Switching capacity DC 13	at 24 V: 1 A; at 115 V: 200 mA; at 230 V: 100 mA
Max. switching capacity	1500 VA
Contact material	AgSnO ₂ + 5 µm HV

03.04.2016 – Subject to technical modification

Part-No. 760227

USA: LUTZE INC.

13330 South Ridge Drive • Charlotte, NC 28273, USA
 Tel. +1 (704) 504-0222 • Fax +1 (704) 504-0223
 www.lutze.com • info@lutze.com

United Kingdom: LUTZE Ltd.

Unit 3, Sandy Hill Park
 Sandy Way, Amington • GB-Tamworth, Staffs B77 4DU
 Tel. +44 (0)1827 31333-0 • Fax +44 (0)1827 31333-2
 www.lutze.com • sales.gb@lutze.co.uk



SYSTEMATIC TECHNOLOGY

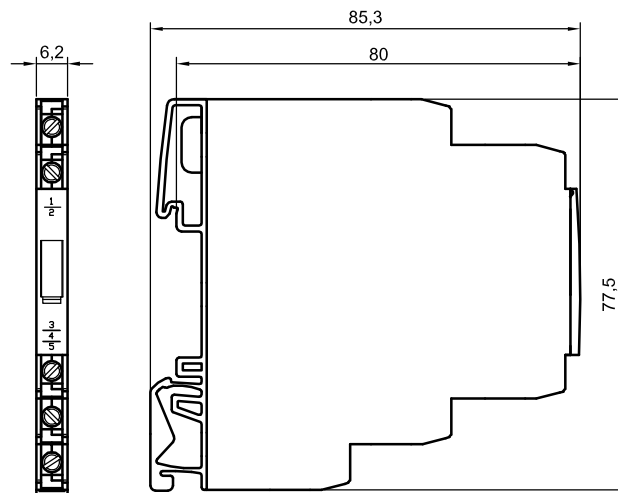
Technical data sheet · Interface Technology

Mechanical service life	> 5 x 10 ⁷ operations
Inrush current	16 A, 4 ms
Switch-on delay	10 ms
Switch-off delay	15 ms
Clearance/creep. dist. (control/load side)	>5.5 mm
Rated insulation voltage (EN 50178)	300 V

General

Housing material	PPE
Protection class	IP 20
Field installation	rail TS 35 (EN 50022)
Insulation voltage input/output	4.0 kV _{eff}
Safe isolation	yes
Operation temperature range	-25 °C – 60 °C
Storage temperature range	-40 °C – 80 °C
Dimensions (w × h × d)	6.2 × 78.0 × 86.0 mm
Weight (kg/piece)	0.025
Approvals	cULus
Termination	Screw terminal: 0.25–2.5 mm ²

Dimensions



03.04.2016 – Subject to technical modification

Part-No. 760227

USA: LUTZE INC.

13330 South Ridge Drive • Charlotte, NC 28273, USA
Tel. +1 (704) 504-0222 • Fax +1 (704) 504-0223
www.lutze.com • info@lutze.com

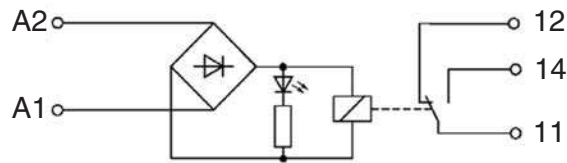
United Kingdom: LUTZE Ltd.

Unit 3, Sandy Hill Park
Sandy Way, Amington • GB-Tamworth, Staffs B77 4DU
Tel. +44 (0)1827 31333-0 • Fax +44 (0)1827 31333-2
www.lutze.com • sales.gb@lutze.co.uk

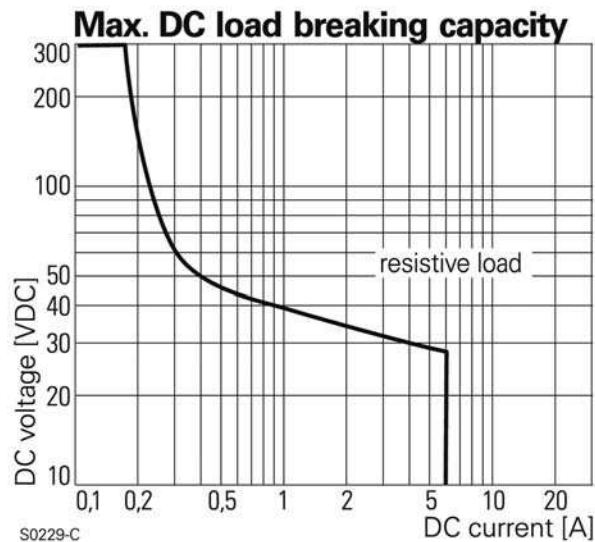


SYSTEMATIC TECHNOLOGY

PIN assignment



Limit curve



Accessories

Accessories	Color	Article number	Type	PU
Jumper comb 24-pin, 26 A	blue	760801	BK 6-0801	5
Tag holder 4×11 mm	white	681313	BZT-0411	100

Comments

Hard gold-plated contacts: So that the gold layer is not damaged, the specified values are not permitted to be exceeded. At higher switching capacity, the gold layer vaporizes. The deposition in the housing can lead to sparkovers between the coil and contact. For operation with rated voltage and 100% ED over 24h/day, a distance of = 10 mm must be complied with between the modules or to the neighboring switching components.

03.04.2016 – Subject to technical modification

Part-No. 760227

USA: LUTZE INC.

13330 South Ridge Drive · Charlotte, NC 28273, USA
 Tel. +1 (704) 504-0222 · Fax +1 (704) 504-0223
 www.lutze.com · info@lutze.com

United Kingdom: LUTZE Ltd.

Unit 3, Sandy Hill Park
 Sandy Way, Amington · GB-Tamworth, Staffs B77 4DU
 Tel. +44 (0)1827 31333-0 · Fax +44 (0)1827 31333-2
 www.lutze.com · sales.gb@lutze.co.uk



SYSTEMATIC TECHNOLOGY