



<b>Identification</b>	Type	OT 7-0691 AC/DC 24 V
	Part-No.	760691
<b>Input</b>		
Input voltage range	16.8 V – 30.0 V	
Rated current	14.0 mA	
Interrupting voltage	11 V11 V	
Protection device	Bridge rectifier	
Status Indication	LED yellow	
Rated frequency	50-60 Hz	
<b>Load Side</b>		
Switching element	Triac, N/O contact	
Min. switching voltage	AC 12 V	
Max. switching voltage	AC 275 V	
Min. switching current	AC 5 mA	
Max. switching current	AC 750 mA (Derating)	
Inrush current	80 A (10 ms)	
Leakage current	1.5 mA	
Switch-on delay	3 ms	
Switch-off delay	4 ms	
Switching frequency	< 100 Hz	

03.04.2016 – Subject to technical modification

Part-No. 760691

USA: LUTZE INC.

13330 South Ridge Drive • Charlotte, NC 28273, USA  
 Tel. +1 (704) 504-0222 • Fax +1 (704) 504-0223  
 www.lutze.com • info@lutze.com

United Kingdom: LUTZE Ltd.

Unit 3, Sandy Hill Park  
 Sandy Way, Amington • GB-Tamworth, Staffs B77 4DU  
 Tel. +44 (0)1827 31333-0 • Fax +44 (0)1827 31333-2  
 www.lutze.com • sales.gb@lutze.co.uk



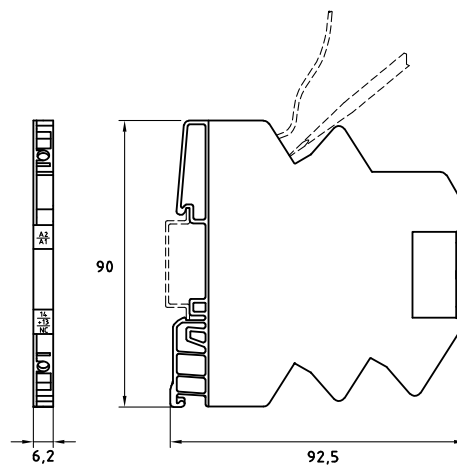
SYSTEMATIC TECHNOLOGY

# Technical data sheet · Interface Technology

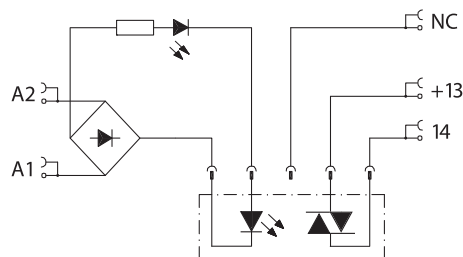
## General

Housing material	PA 6.6 (UL 94 V-0)
Protection class	IP 20
Field installation	rail TS 35 (EN 50022)
Insulation voltage input/output	4.0 kV <sub>eff</sub>
Clearance/creep. dist. (control/load side)	>5.5 mm
Safe isolation	yes
Operation temperature range	-25 °C – 60 °C
Storage temperature range	-40 °C – 80 °C
Dimensions (w × h × d)	6.2 × 90.0 × 92.5 mm
Weight (kg/piece)	0.030
Termination	Screw terminal: 0.5–1.5 mm <sup>2</sup>

## Dimensions



## PIN assignment



03.04.2016 – Subject to technical modification

Part-No. 760691

USA: LUTZE INC.

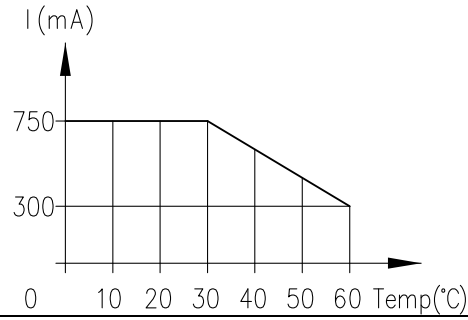
13330 South Ridge Drive · Charlotte, NC 28273, USA  
Tel. +1 (704) 504-0222 · Fax +1 (704) 504-0223  
www.lutze.com · info@lutze.com

United Kingdom: LUTZE Ltd.

Unit 3, Sandy Hill Park  
Sandy Way, Amington · GB-Tamworth, Staffs B77 4DU  
Tel. +44 (0)1827 31333-0 · Fax +44 (0)1827 31333-2  
www.lutze.com · sales.gb@lutze.co.uk

# Technical data sheet · Interface Technology

## Derating



## Accessories

Accessories	Color	Article number	Type	PU
tag holder 4×11 mm	white	681313	BZT -0411	100
Isolation plate		760809	TP 7-0809	5

## Accessories

Accessories	Color	2-pole	3-pole	4-pole	8-pole	16-pole	PU
6 A jumper comb	red	762802	762805	762812	762822	762832	10
6 A jumper comb	white	762803	762806	762813	762823	762833	10
6 A jumper comb	blue	762804	762807	762814	762824	762834	10

03.04.2016 – Subject to technical modification

Part-No. 760691

USA: LUTZE INC.

13330 South Ridge Drive · Charlotte, NC 28273, USA

Tel. +1 (704) 504-0222 · Fax +1 (704) 504-0223

www.lutze.com · info@lutze.com

United Kingdom: LUTZE Ltd.

Unit 3, Sandy Hill Park

Sandy Way, Amington · GB-Tamworth, Staffs B77 4DU

Tel. +44 (0)1827 31333-0 · Fax +44 (0)1827 31333-2

www.lutze.com · sales.gb@lutze.co.uk



SYSTEMATIC TECHNOLOGY