



Identification	Type	RE 7 24V 1W <E>
	Part-No.	760822

Input

Input voltage range	16.8 V – 30.0 V
Nominal voltage	AC/DC 24 V
Rated frequency	50–60 Hz
Rated current	21.0 mA
Interrupting voltage	< 2.4 V
Protection device	Bridge rectifier
Rated insulation voltage (EN 50178)	50 V
Max. length of connecting lead	DC: 2000 m AC: 100 m

Load Side

Contact type	1 change over contact
Min. switching voltage	AC/DC 17 V
Max. switching voltage	AC/DC 250 V
Min. switching current	AC/DC 5 mA
Max. switching current	AC/DC 6 A
Switching capacity AC 15	3 A
Switching capacity DC 13	at 24 V: 1 A, at 115 V: 200 mA, at 230 V: 100 mA
Max. switching capacity	1500 VA
Contact material	AgSnO ₂

03.04.2016 – Subject to technical modification

Part-No. 760822

USA: LUTZE INC.

13330 South Ridge Drive • Charlotte, NC 28273, USA
Tel. +1 (704) 504-0222 • Fax +1 (704) 504-0223
www.lutze.com • info@lutze.com

United Kingdom: LUTZE Ltd.

Unit 3, Sandy Hill Park
Sandy Way, Amington • GB-Tamworth, Staffs B77 4DU
Tel. +44 (0)1827 31333-0 • Fax +44 (0)1827 31333-2
www.lutze.com • sales.gb@lutze.co.uk



SYSTEMATIC TECHNOLOGY

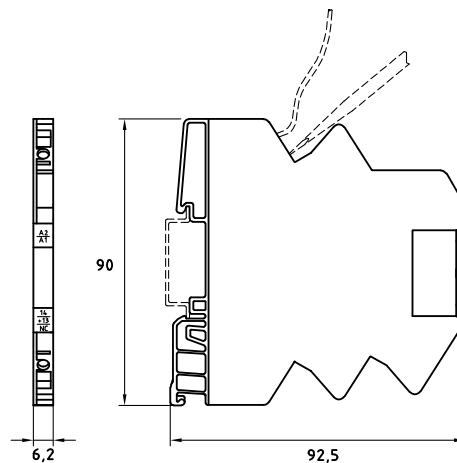
Technical data sheet · Interface Technology

Mechanical service life	>5 x 10 ⁶ operations
Switch-on delay	7 ms
Switch-off delay	7 ms
Clearance/creep. dist. (control/load side)	>5.5 mm
Rated insulation voltage (EN 50178)	300 V

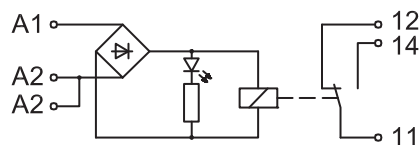
General

Housing material	PA 6.6 (UL 94 V-0)
Protection class	IP 20
Field installation	rail TS 35 (EN 50022)
Insulation voltage input/output	4.0 kV _{eff}
Safe isolation	yes
Operation temperature range	-25 °C – 60 °C
Storage temperature range	-40 °C – 80 °C
Dimensions (w x h x d)	6.2 x 90.0 x 92.5 mm
Weight (kg/piece)	0.035
Approvals	cULus
Termination	Screw terminal: 0.5–1.5 mm ²

Dimensions



PIN assignment



03.04.2016 – Subject to technical modification

Part-No. 760822

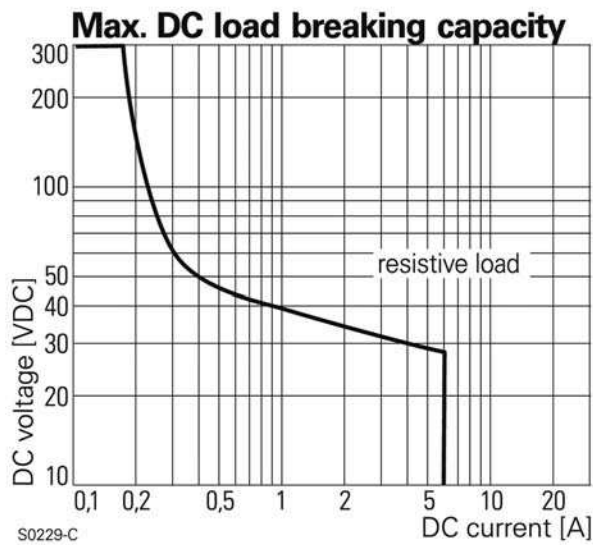
USA: LUTZE INC.

13330 South Ridge Drive · Charlotte, NC 28273, USA
Tel. +1 (704) 504-0222 · Fax +1 (704) 504-0223
www.lutze.com · info@lutze.com

United Kingdom: LUTZE Ltd.

Unit 3, Sandy Hill Park
Sandy Way, Amington · GB-Tamworth, Staffs B77 4DU
Tel. +44 (0)1827 31333-0 · Fax +44 (0)1827 31333-2
www.lutze.com · sales.gb@lutze.co.uk

Limit curve



Accessories

Accessories	Color	Article number	Type	PU
Replacement relay for 76X821		768002	Relay SNR 24V 1W	20
Spare relay for 76X822 / 76x828		768001	Relay SNR 12V 1W	20
Replacement relay for 76X826 / 76X827		768003	Relay SNR 60V 1W	20
Tag holder 4×11 mm	white	681313	BZT-0411	100
Isolation plate		760809	TP 7-0809	5

Accessories

Accessories	Color	2-pole	3-pole	4-pole	8-pole	16-pole	PU
6 A jumper comb	red	762802	762805	762812	762822	762832	10
6 A jumper comb	white	762803	762806	762813	762823	762833	10
6 A jumper comb	blue	762804	762807	762814	762824	762834	10

Comments

For operation with rated voltage and 100% ED over 24h/day, a distance of = 10 mm must be complied with between the modules or to the neighboring switching components.

03.04.2016 – Subject to technical modification

Part-No. 760822

USA: LUTZE INC.

13330 South Ridge Drive • Charlotte, NC 28273, USA
 Tel. +1 (704) 504-0222 • Fax +1 (704) 504-0223
 www.lutze.com • info@lutze.com

United Kingdom: LUTZE Ltd.

Unit 3, Sandy Hill Park
 Sandy Way, Amington • GB-Tamworth, Staffs B77 4DU
 Tel. +44 (0)1827 31333-0 • Fax +44 (0)1827 31333-2
 www.lutze.com • sales.gb@lutze.co.uk



SYSTEMATIC TECHNOLOGY