



Identification	Type	OT 7-1107
	Part-No.	761107
Input		
Input voltage range	16.8 V – 32.0 V	
Rated current	10.0 mA	
Interrupting voltage	≤10 V	
Input voltage	≥16.8 V	
Protection device	Supressor diode	
Status Indication	LED green	
Load Side		
Switching element	MosFet, N/O contact	
Min. switching voltage	AC/DC 2 V	
Max. switching voltage	AC/DC 253 V	
Min. switching current	AC/DC 1 mA	
Max. switching current	AC/DC 2 A (Derating)	
Inrush current	AC/DC 8 A; 10 ms to 50 V, 0,5 ms to 250 V	
Leakage current	<0.2 mA	
Switch-on delay	0.5 ms @ I _{max}	
Switch-off delay	0.5 ms @ I _{max}	
Switching frequency	500 Hz	
Protection device output	Varistor	

03.04.2016 – Subject to technical modification

Part-No. 761107

USA: LUTZE INC.

13330 South Ridge Drive • Charlotte, NC 28273, USA
 Tel. +1 (704) 504-0222 • Fax +1 (704) 504-0223
 www.lutze.com • info@lutze.com

United Kingdom: LUTZE Ltd.

Unit 3, Sandy Hill Park
 Sandy Way, Amington • GB-Tamworth, Staffs B77 4DU
 Tel. +44 (0)1827 31333-0 • Fax +44 (0)1827 31333-2
 www.lutze.com • sales.gb@lutze.co.uk



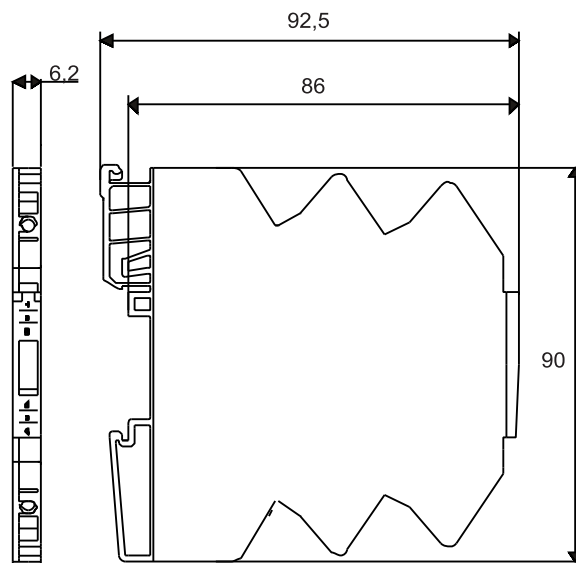
Technical data sheet · Interface Technology

Voltage drop	@ max. switching current <0.6 V
Output fuse	external 3 A slow

General

Housing material	PA 6.6 (UL 94 V-0)
Protection class	IP 20
Field installation	rail TS 35 (EN 60715)
Impulse voltage withstand level between control and load side	6 kV
Clearance/creep. dist. (control/load side)	5.5 mm
Pollution degree	2
Overvoltage category	III between control and load side
Safe isolation	yes
Operation temperature range	-40 °C – 70 °C
Storage temperature range	-40 °C – 80 °C
Dimensions (w × h × d)	6.2 × 90.0 × 92.5 mm
Weight (kg/piece)	0.034
Approvals	cULus
Termination	Spring terminal 0.5–1.5 mm ²

Dimensions



03.04.2016 – Subject to technical modification

Part-No. 761107

USA: LUTZE INC.

13330 South Ridge Drive · Charlotte, NC 28273, USA

Tel. +1 (704) 504-0222 · Fax +1 (704) 504-0223

www.lutze.com · info@lutze.com

United Kingdom: LUTZE Ltd.

Unit 3, Sandy Hill Park

Sandy Way, Amington · GB-Tamworth, Staffs B77 4DU

Tel. +44 (0)1827 31333-0 · Fax +44 (0)1827 31333-2

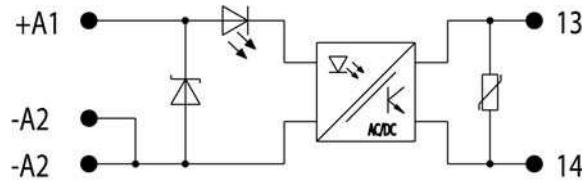
www.lutze.com · sales.gb@lutze.co.uk



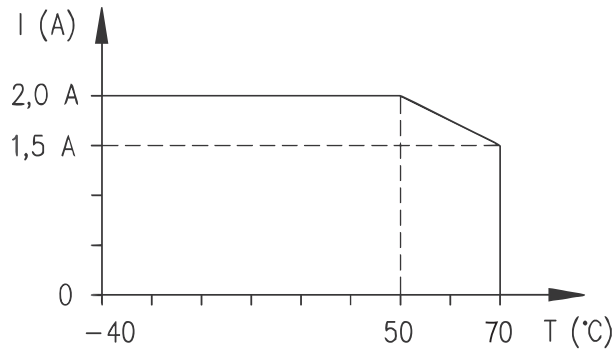
SYSTEMATIC TECHNOLOGY

Technical data sheet · Interface Technology

PIN assignment



Derating



Accessories

Accessories	Color	Article number	Type	PU
Tag holder 4×11 mm	white	681313	BZT -0411	100
Isolation plate		760809	TP 7-0809	10

Accessories

Accessories	Color	2-pole	3-pole	4-pole	8-pole	16-pole	PU
6 A jumper comb	red	762802	762805	762812	762822	762832	10
6 A jumper comb	white	762803	762806	762813	762823	762833	10
6 A jumper comb	blue	762804	762807	762814	762824	762834	10

Comments

Inductive loads must be wired with a suitable suppressor element!

03.04.2016 – Subject to technical modification

Part-No. 761107

USA: LUTZE INC.

13330 South Ridge Drive · Charlotte, NC 28273, USA

Tel. +1 (704) 504-0222 · Fax +1 (704) 504-0223

www.lutze.com · info@lutze.com

United Kingdom: LUTZE Ltd.

Unit 3, Sandy Hill Park

Sandy Way, Amington · GB-Tamworth, Staffs B77 4DU

Tel. +44 (0)1827 31333-0 · Fax +44 (0)1827 31333-2

www.lutze.com · sales.gb@lutze.co.uk



SYSTEMATIC TECHNOLOGY